

MODEL 88

**MAGNETO - IGNITION
ANALYZER**

Manual

of

OPERATION AND TEST DATA



INSTRUMENTS CORPORATION

Almont, Michigan, U.S.A.



- Warranty -

The manufacturer warrants each new Merc-O-Tronic Magneto Analyzer manufactured by it to be free from defects in material and workmanship for a period of 6 months from date of purchase, battery excluded. The obligation shall be limited to replacing to the original purchaser any part or parts, except battery, found upon the manufacturer's examination to be defective under normal use and service because of defects in material or workmanship.

This warranty shall not apply to any unit which has not been registered at factory, repaired or altered outside our factory which, in our judgment, affects its operation or reliability; or to any conditions beyond control of the manufacturer.

All transportation charges are to be borne by the purchaser. This warranty does not apply to any unit not registered with the manufacturer. All rights are reserved to change or improve design in later models at any time without incurring any obligation to install same on any unit previously sold.

MERC-O-TRONIC INSTRUMENTS CORP.

ALMONT, MICHIGAN — U.S.A.



PARTS AND REPAIRS

For fast, efficient service on your Merc-O-Tronic Magneto Analyzer, send unit minus battery directly to Merc-O-Tronic Instruments Corporation. Include a letter, giving full particulars of difficulty and instrument serial number.

Manufactured and Sold by —



4553 KIDDER ROAD — ALMONT, MICHIGAN, U.S.A.

INDEX

Merc-O-Tronic Model 88 Information

Operating Instructions	2
Breaker Point Test	13
Coil - Power Test	5
Coil - High Speed Test	6
Coil - Surface Insulation Test	7
Coil - Continuity Test	8
Coil - Ground Test	9
Coil - Testing Automotive Type	10
Coil - Testing With Two Secondaries	21
Condenser - Capacity Test	12
Condenser- Checking For Proper Grounding	14
Condenser - Leakage, Short & Resistance Test	11
Continuity Test	17
Distributor Rotor Test	20
Magneto - Testing Conventional Type	21
High Tension Leakage – Crack Test	19
Resistance Test	17
Resistor Test	18
Rectifiers - Selenium Type Testing	22
Service Hints	25
Service Notes	1
Spark Test	16
Starter - Armature Ground Test	15
Starter - Field Winding Ground Test	23
Starter - Ground Brush Test	23
Starter - Grounded Armature or Field Winding Test	24
Starter Solenoid Test	16
Timing - How To Time The Motor	14

Manufacturers Specifications

AMC - "Saber"	72
American Bosch	83
American Bosch	93
Atlas – "Royal"	67
Auto Lite	93
Bendix Scintilla	33
Briggs & Stratton	39
Clinton Machine Company	80
Commodore	58D
Continental Motors	81

Manufacturers Specifications (Cont'd)

D.W. Owan & Sons	79
Delco – Remy	93
Echlin Condenser	80
Edison – Splitdorf	84
Eisemann	86
Elgin Outboard Motors	54
Evinrude	38
Fairbanks - Morse	31
Fedway – “Saber”	73
Firestone	58D
Ford Products	93
Gale Products – Buccaneer	47
Gamble’s – “Hiawatha”	69
Goodrich – “Sea Flyer”	71
Goodyear’s – “Sea Bee”	62
International Harvester	85
J. I. Case Company	84
Johnson Motor	37
Kiekhaefer – Mercury Outboard	36
Kohler	82
Lauson Power Products	89
Lawn Boy	38
Mallory Electric Corporation	91
McCulloch Corporation Marine (Formerly Scott – Atwater Mfg.)	40
McCulloch	81
Oliver Outboard	82
R. E. Phelon	30
Pioneer Chain Saw	38
Pioneer GEN-E-MOTOR	82
Robert Bosch	85
Spiegel’s - “Brooklure”	65
Wards – “Sea King”	50
West Bend Outboard Motors	59
West Bend Industrial Engines	60D
Western Auto Wizard	74A
Wico Magneto Coil Specifications	27
Wico Electric Coils	28
Wico Magneto Condenser Specifications	29
Wisconsin Motor Corporation	75
Wizard Outboard Motors	74

1962 – 1963 Bulletin Supplement Pages at Rear of Manual

Briggs & Stratton	1
Bundy Marine	1
Eisemann	2
Evinrude	2
Johnson Motor & OMC	3
Kiekhaefer – Mercury	3
Kolhler Co.	4
Lauson Power Products	3
Lawn Boy	4
McCulloch	4
Pioneer GEN-E-MOTOR	4
R. E. Phelon	4
Robert Bosch	1
Wico Ignition	4

THIS SHEET APPLIES TO MODELS HAVING
SERIAL NO's. 4050 AND UP.

DESCRIPTION




Figure 1

SERVICE NOTES

May we suggest, when testing, place Magneto Analyzer as well as Component Magneto Parts on an INSULATED OR WOODEN TABLE TOP. This will prevent any leakage or shock hazards.

The motor in your Merc-O-Tronic Magneto Analyzer is equipped with Oil Lite bearings and should be lubricated with a light oil once every six months. Lubricate cam wick at same time. (DO NOT OVER LUBRICATE.) If replacement of breaker point is required, order from Merc-O-Tronic Instrument Corporation as this is a special breaker assembly. Breaker points are to be set at 0.015".

Units equipped with 7 1/2 volt batteries use Burgess 4F-5H battery. Earlier Units equipped with 6 volt batteries use Burgess 4F4H. If unable to obtain locally, order direct from Merc-O-Tronic.

Be sure and specify type of battery required and serial number of unit.

OPERATING INSTRUCTIONS

Before any attempt is made to use this instrument, read the following instructions. They were prepared to enable those having only a minimum of experience to test and repair the magneto ignition system equally as well as the electrical specialist. Adhere to the instructions in sequence. Do not jump from the first test to the fourth or the third to the fifth, etc.

1. Your Merc-O-Tronic Magneto Analyzer is shipped with a dry battery installed in the unit. Remove the 2 metal screws at the top of the panel. This will allow the top to swing back, and you will notice that the positive (red) battery lead is disconnected. Connect this lead to the positive (+) post of the battery. (When replacing battery, make certain positive terminal is to right side of tester and that terminal nuts are tight.)
2. "Zero" meter by turning the small adjustment screw on front of meter until pointer hand lines up with zero on Scale No. 1, left side. This is set at the factory, but should be rechecked.
3. To determine low OHM resistance values, see page 18.
4. To determine coil continuity, the Merc-O-Tronic Magneto Analyzer beginning with serial number 4050 has incorporated a ohm scale combined with Scale No. 3. This will permit the user with this combination, make actual resistance tests so required in many applications.

CAUTION: DO NOT CONNECT TEST LEADS TOGETHER WHEN SELECTOR SWITCH IS TURNED TO POSITION NO. 1.

5. To check condenser leakage (on Scale No. 4) and condenser capacity (on Scale No. 5), plug cord into 115/125-volt 60-cycle AC electrical outlet. This is the only time 115/125-volt 60-cycle AC is required. The electrical charge placed in condenser is automatically discharged when releasing red button.
6. Your Merc-O-Tronic Magneto Analyzer is now ready for use.

The following batteries can be used in place of Burgess 4F5H:

Eveready 715

Olin 5605

Ray-O-Vac 903

Neda 903

RCA VS139

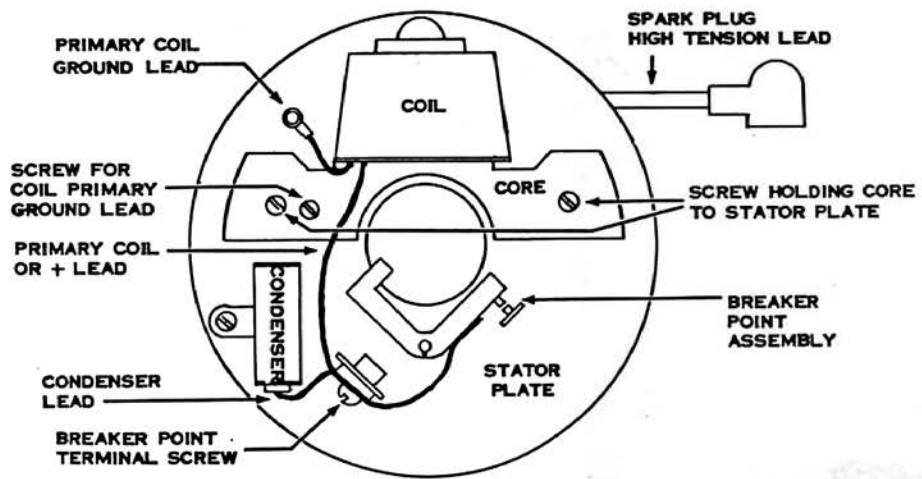


Figure 2

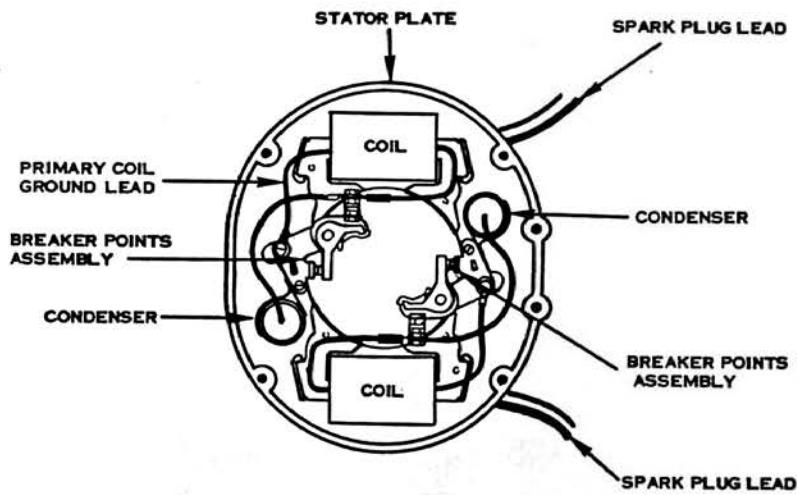


Figure 3

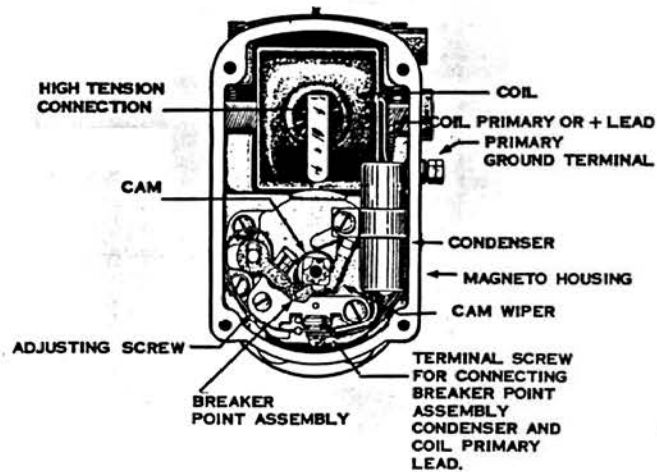


Figure 4

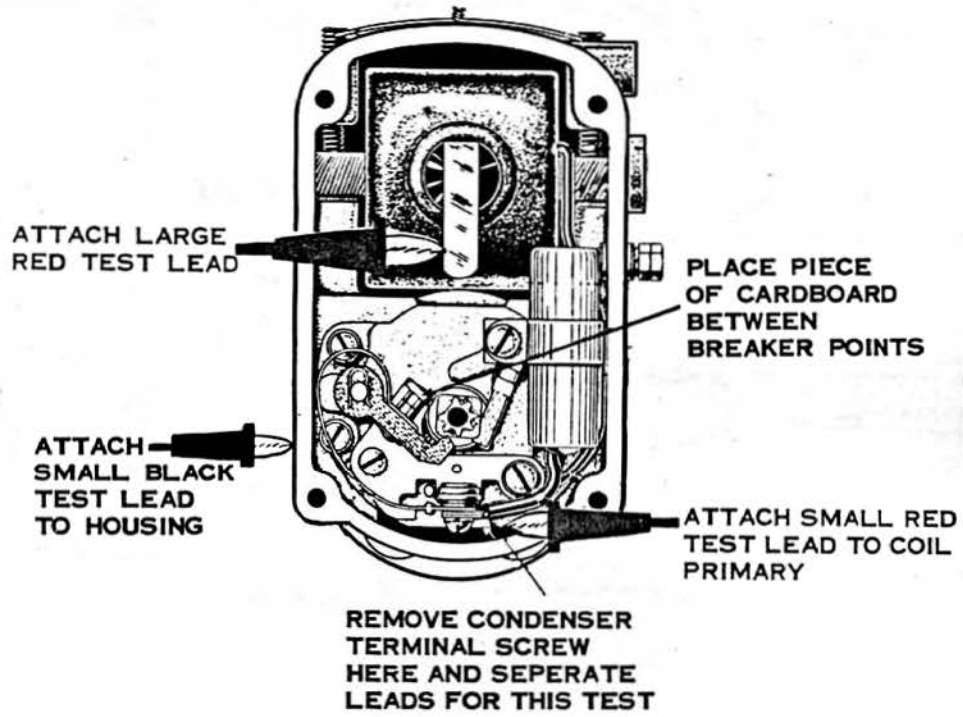


Figure 5




Figure 6

COIL POWER TEST

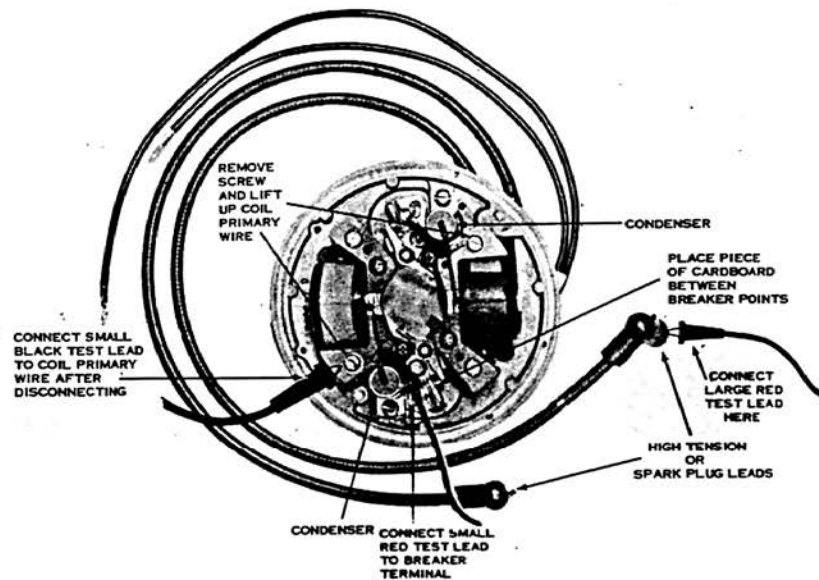


Figure 7

1. It is not necessary to remove magneto assembly from engine or parts from stator plate assembly.
2. Place a piece of cardboard between breaker points to insulate.
3. Connect small black test lead to coil primary ground wire.
4. Connect small red test lead to coil primary lead or breaker point assembly terminal.
5. Connect large red test lead to terminal of spark plug wire.
6. After wiring hookup is made, as shown in illustrations 6 or 7, the current control knob should be to extreme left, beyond "LO" position.
7. Turn selector switch to position No. 1 ("Coil Power Test").
8. Slowly turn current control knob clockwise and note the current value on Scale No. 1.
9. When it reaches the operating amperage for that particular winding, shown in this manual under Manufacturer's Specifications, stop and note the 5 MM spark gap, it should fire steadily.
10. If the spark is faint, intermittent or no spark has occurred at this reading, the coil is defective and must be replaced.
11. If a steady spark occurs below Manufacturer's Specifications, this indicates a very good coil.

COIL HIGH SPEED TEST

12. If the coil is good on Coil Power Test, preceding, perform the High Speed Test.
13. Continue turning the current control knob clockwise to the right, for maximum reading of meter.
14. The spark gap should fire steadily.
15. If the spark is faint, intermittent or no spark occurs, the coil is defective at high speed and must be replaced.
16. Complete this test as quickly as possible and immediately upon completion, turn selector switch and power control to "OFF" position.

On Fairbanks-Morse and similar Magnetos, it is necessary to remove the distributor cap and end cap so large red test lead can be attached to secondary terminal of coil "see Fig. 5". Small red test lead is attached to coil primary lead after the lead has been removed from breaker point terminal. The small black test lead is attached to housing "see Fig. 5".

When checking coil on stator plate with crankshaft type high inductance rotating magnet (i.e. Wico, Scintilla and similar type magnetos), be sure rotating magneto is in neutral position (magnets not opposite the coil core).

NOTE: When testing coils off stator plate, it is absolutely necessary that the laminated core be in the coil.

NOTE: On Fairbanks-Morse and similar type magnetos, the coil primary lead must be removed from breaker point terminal during this test. This also applies to all coils which are permanently grounded to laminations. See Figure 5.

Coils with Two (2) Secondaries Testing, see Page 21.

Stator plate with 2 coils mounted, each coil to be checked separately as noted in Fig. 7.

COIL SURFACE INSULATION TEST

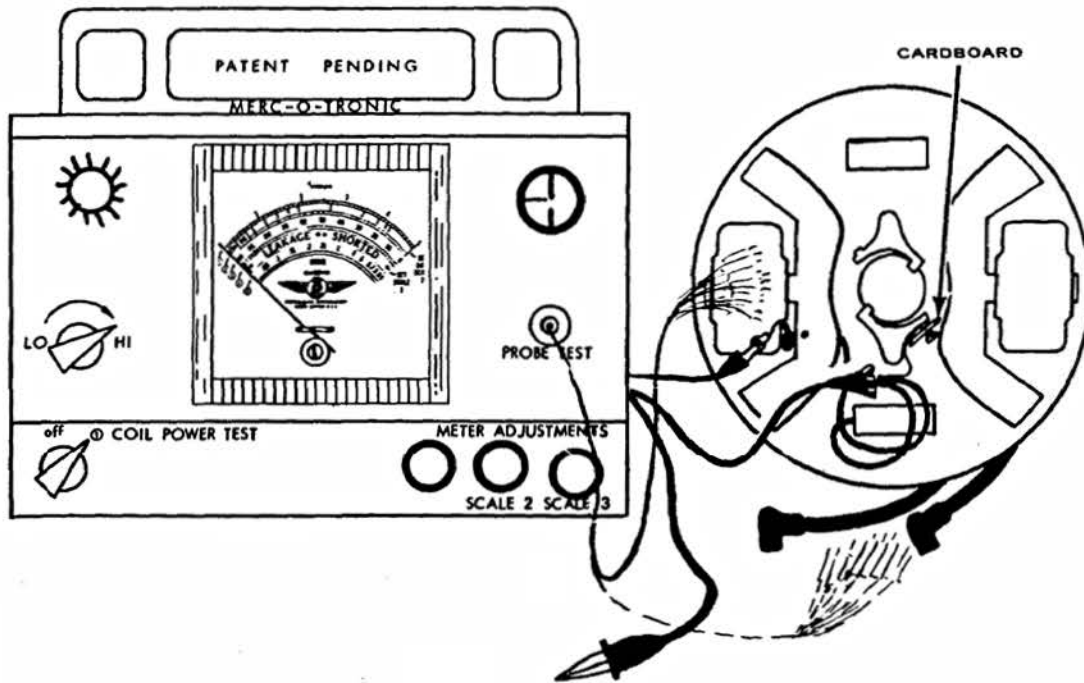


Figure 8

1. Remove large red test lead from coil secondary, (High Tension lead) see illustration Fig. 8.
2. Small red and black test leads stay connected as previously.
3. Plug insulation test prob into "JACK" on front of tester.
4. Turn selector switch to position No. 1.
5. Turn current control knob to "HI" position for maximum current reading on meter. "Do not exceed meter reading."
6. Pass end of insulation test probe over the insulating surface of the coil and spark plug wires.
7. If coil insulation is cracked, leaking or damaged, a spark discharge will be noted at the cracked or leaking surface.
8. Do not permit test probe to linger too long at any point while conducting this test.
9. Completing test as rapidly as possible, as this is a severe test on a coil.

A faint spark occurring around coil insulation during probing is a corona spark and does not illustrate a defective coil.

COIL CONTINUITY TEST




Figure 9

NOTE: Scale 3 has two scales. The upper number is the number shown on Mfg. specifications or are comparative numbers in place of actual ohm resistance "lower numbers." This is an added feature to our later model units starting with Serial No. 4050.

1. Turn selector switch to position No. 3 Coil Continuity.
2. Clip small red and black test lead together.
3. Turn meter adjustment knob for scale No. 3 until meter pointer lines up on set position on right side of scale No. 3.
4. Connect small black test lead to coil ground wire as in previous test.
5. Connect small red test lead to spark plug "high tension" lead.
6. Reading must be between the two values for that particular coil shown in this manual under manufacturer's specifications.
7. Reading of actual resistance in ohms can be obtained by reading lower numbers in same scale.
8. Readings lower than the lowest value under manufacturer's specifications, the secondary winding is shorted.
9. Readings higher than the highest value shown in the specifications, the secondary winding is open.
10. In either case, the coil is defective and must be replaced.

COIL GROUND TEST

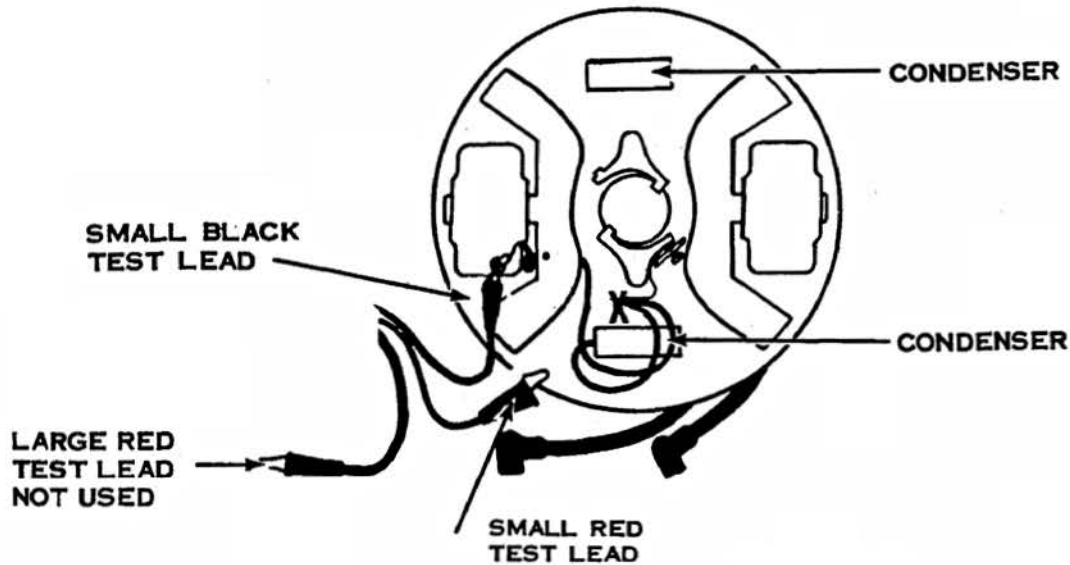


Figure 10

1. Leave small black test lead connected as in Coil Continuity Test.
2. Remove small red test lead from high tension wire and connect it to ground or frame of stator plate. (See wiring hookup, Fig. 10.)
3. Turn selector switch to position No. 3 and read Scale No. 3.
4. The meter pointer hand must be on the "ZERO" line at the left.
5. Any meter movement to the right indicates a grounded coil.
6. If there is a meter pointer hand movement to the right, indicating a grounded coil, remove the breaker point terminal screw at "X" on diagram Fig. 10.
7. Remove primary coil wire at this point. If the meter needle remains to the right the trouble is elsewhere.
8. Check condenser for short or grounded breaker points.

NOTE: When coils are permanently grounded to lamination (i.e., Fairbanks-Morse, Bendix-Scintilla), see illustration and similar type Fig. 11, it is not possible to check for ground. This type of coil must indicate a ground (movement of meter pointer hand to full right).

NOTE: When coils are not permanently grounded to lamination, it is possible to check for ground. This type of coil must not indicate any movement of meter pointer hand.

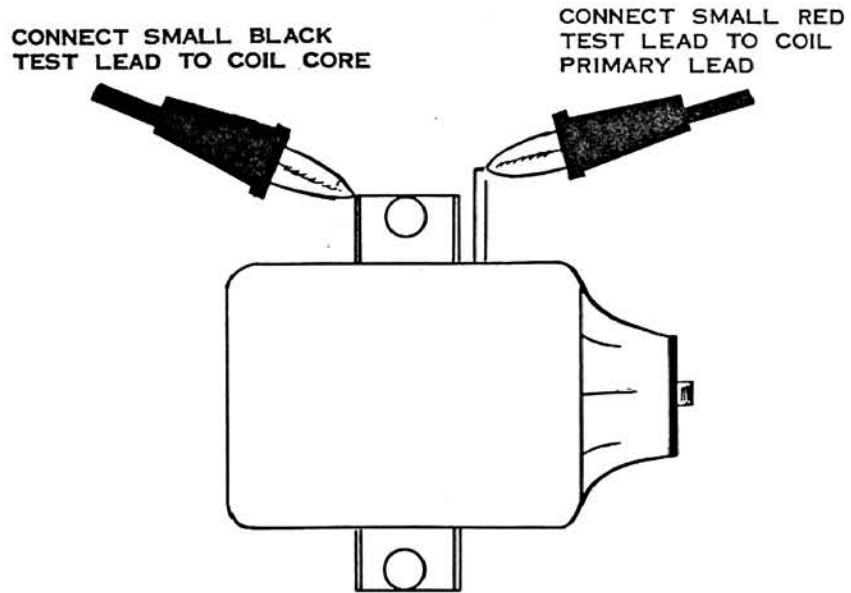


Figure 11

AUTOMOTIVE TYPE COILS

To test automotive type coils, place small red test lead to positive (+) terminal of coil, and small black test lead to ground (-) terminal of coil. Place large red test lead into secondary high tension (plug in terminal) of coil. Follow procedure for testing coils on Pages 5 and 6 and refer to illustration Fig. 13 showing insulation test on automotive coil.

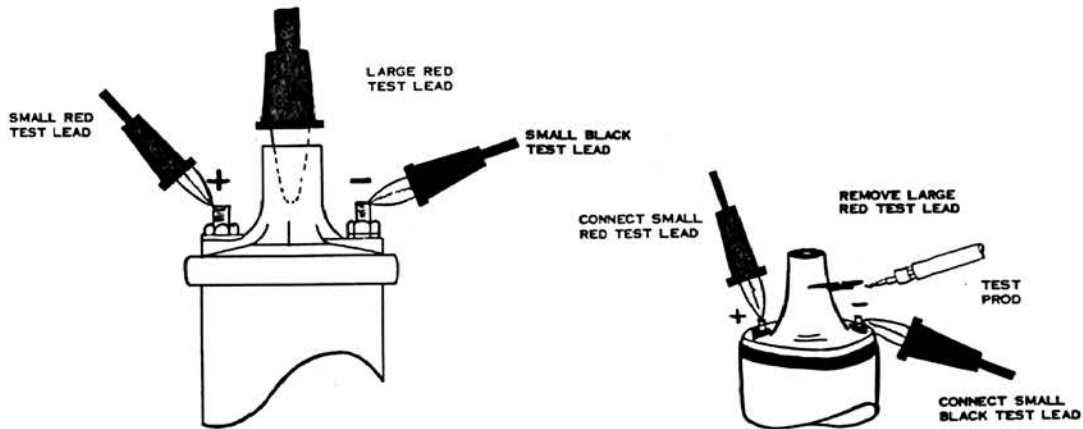


Figure 12

Figure 13

CONDENSER TESTS

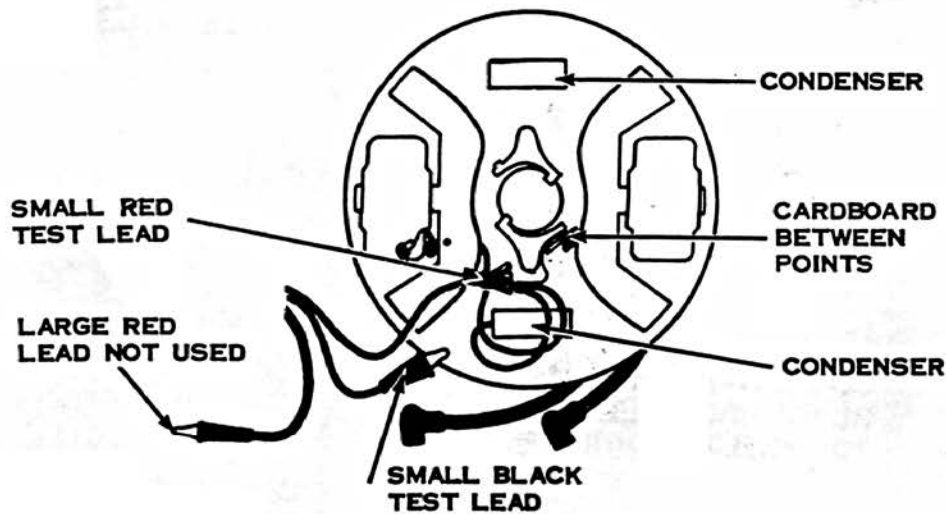


Figure 14

CONDENSER LEAKAGE, SHORT AND RESISTANCE TEST

1. Connect small black test lead to stator plate if condenser is mounted, otherwise to body of condenser.
2. Connect small red test lead to breaker terminal, or if unmounted, to condenser lead.
3. Leave cardboard between breaker points.
4. To make condenser test, cord must be plugged into 115 volt 60-cycle AC outlet.
5. After wiring hookup is made, turn selector switch to No. 4 "Leakage" and short.
6. Depress red button and hold a minimum of 15 seconds. Read Scale No. 4.
7. The meter pointer hand will move to the right and must return within range of the narrow black bar at the left.
8. Any readings to the right of the black bar indicate the condenser is leaking or shorted and must be replaced.

NOTE: On Fairbanks-Morse type magnetos or equal, the condenser lead must be removed from the breaker point terminal when testing on a complete magneto. Condenser should be taped against an insulated board while testing to show up loose element.

CONDENSER CAPACITY TEST

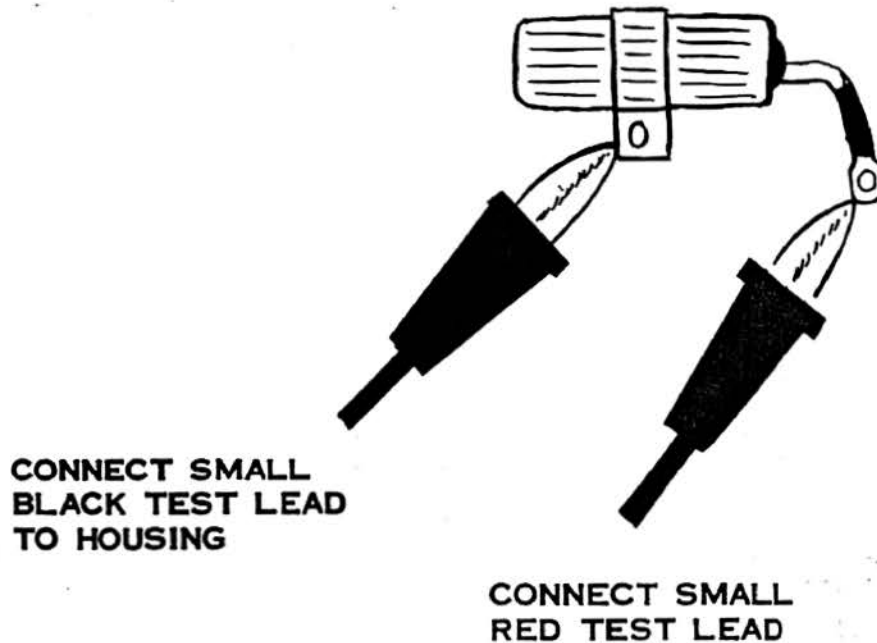


Figure 15

1. To make condenser test, cord must be plugged into 115 volt 60-cycle AC outlet.
2. Leave cardboard between breaker points.
3. Place selector switch on position No. 5, condenser capacity.
4. Clip small red and black test leads together.
5. Depress red button, turn meter adjustment knob on scale 5 to red set line on scale No. 5 on right side of meter. (This adjustment is for varying line voltages throughout the country.)
6. Unclip test leads.
7. Connect small red test lead to breaker terminal or if loose to condenser lead.
8. Connect small black test lead to stator plate if condenser is mounted, otherwise to body of condenser. Depress red button and read Scale 5.
9. Condenser must be within manufacturer's specification for this particular motor.
10. If not, replace as a condenser that is over or under capacity could cause burnt breaker points.

BREAKER POINT TEST

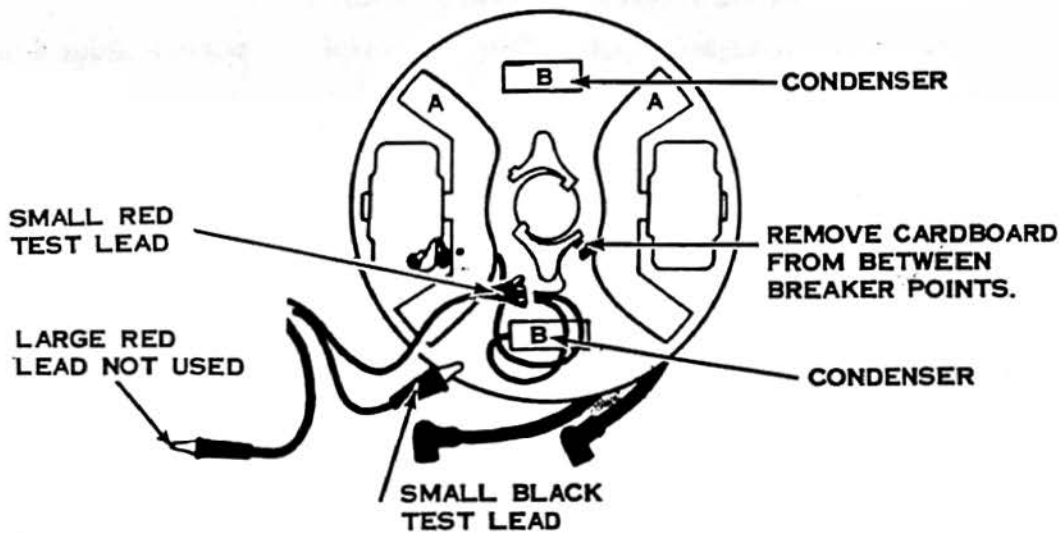


Figure 16

TESTING FOR HIGH RESISTANCE IN PRIMARY CIRCUIT

1. Turn selector switch to position No. 2 Distributor Resistance.
2. Clip small red and black test leads together.
3. Turn meter adjustment knob for scale No. 2 until meter pointer lines up with set position on left side of "OK" block on scale No. 2.
4. Unclip small red and black test leads.
5. Connect small red test lead to breaker point terminal.
6. Connect small black test lead to stator plate or any part of engine per illustration No. 16.
7. Turn crankshaft until cam allows breaker points to close.
8. The meter pointer must return in the "OK" block.
9. If the meter pointer is in the high resistance band, this indicates that there is foreign matter between breaker points.
10. See note.
11. Breaker assemblies not meeting this test should be replaced.

NOTE: Although breaker points are made of non-corrosive metal a current resisting tough film may form after the engine stands for a period of time, especially if stored in a damp place. This film will cause hard starting of the engine. By running a piece of stiff paper (such as a business card) between the points under tension several times, the film will wear and dirt or oil will be removed from between the breaker points. After cleaning points in the above manner, the meter hand should be in the "OK" block. If not, replace breaker points.

TO CHECK CONDENSER FOR PROPER GROUNDING

1. Connect small black test lead to stator plate.
2. Connect small red test lead to body of condenser. Point B see illustration Fig. 16.
3. Read Scale No. 2.
4. The meter pointer must be in the "OK" band.
5. If meter pointer reads in the high resistance band this indicates that the condenser is not properly grounded to plate.
6. Check points in the same manner.

TIMING

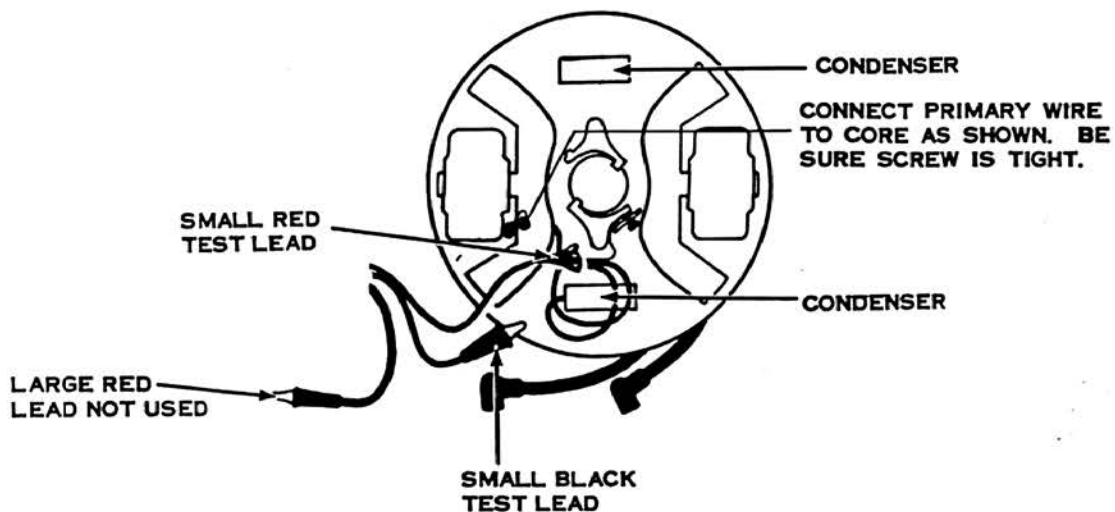


Figure 17

BEFORE TIMING

Preliminary to timing motor, set the breaker points to the manufacturer's specifications. Use a feeler gauge -- don't guess. Be sure the breaker rubbing block is on the highest part of the cam when setting points. (Refer to "Breaker Point Test", preceding.) Lubricate the cam oiler wick of the breaker arm with fibre grease (as specified by manufacturers). Be sure the moveable arm is free on pun and lubricate pivot pin with fibre grease. Be sure all screws are tight and that all wires are in their proper place.

TIMING

1. Remove paper from between breaker points and clean points before test. DO NOT FILE.
2. Connect small black test lead to the stator plate frame.
3. Connect small red lead to the breaker point terminal screw.

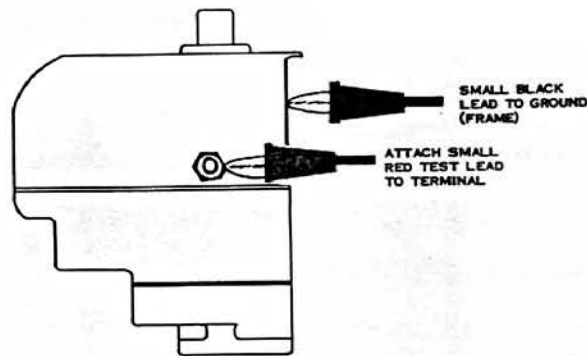


Figure 18

“See your manufacturer’s service manual for the particular motor specification relative to piston movement with timing of magneto.” Set this first.

Again, be certain that the breaker points are making perfect contact. Refer to “High Resistance Test in Primary Circuit”, preceding. After wiring hookup is made, as shown in illustration preceding, turn selector switch to position No. 2, “Distributor Resistance”, and read Scale No. 2. Rotate magneto or distributor in the advance direction. It will be noted, when points are closed, that the meter pointer hand will be in the “OK” block. The moment that the breaker points start to open, the meter pointer hand will move into the high resistance band. In this manner, the timing can be set in relation to movement of the piston.

On magnetos, such as Fairbanks-Morse or Kiekhaefer type, connect the small red test lead to the exposed primary ground terminal and the black lead to the frame or ground. See Fig. 18.

ARMATURE GROUND TEST




Figure 19

Turn selector switch to position No. 3, “Coil Continuity”. Attach small black test lead to armature shaft, as shown in illustration above, and use small red test lead to probe the commutator copper divisions. If the pointer hand moves across the meter to the right, as the divisions are contacted, the armature is grounded and must be replaced or commutator must be cut down and mica must be undercut. Meter pointer hand should not move during this test.

SPARK TEST




Figure 20

With the selector switch in "OFF" position, disconnect the high tension lead from the spark plug and clip large red test lead to spark plug lead. Place test probe into red jack and attach opposite end to cylinder block to form ground. Crank engine over and view spark jump through tester's small window. If no spark, indications are that some part of the magneto is defective or lead wire is broken. Repeat process for each spark plug lead wire.

NOTE: IF SELECTOR SWITCH IS IN ANY OTHER POSITION, DAMAGE TO METER WILL RESULT.

STARTER SOLENOID TEST

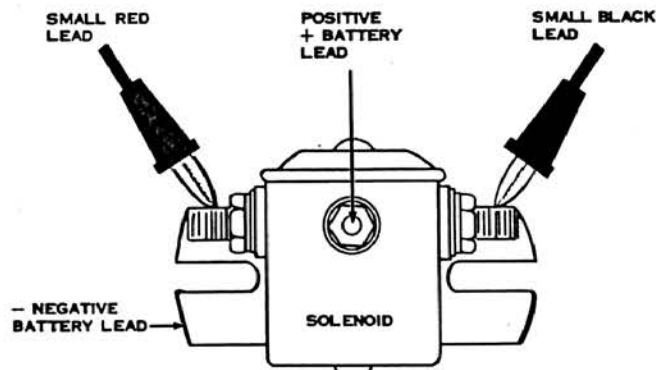


Figure 21

1. Turn selector switch to position No. 3, "Coil Continuity".
2. Connect small red test lead to one large terminal of solenoid, as shown in illustration above.
3. Connect small black test lead to other large terminal of solenoid.
4. With a battery of the capacity of the solenoid (6 or 12 volts), place two jumper leads on battery terminals.
5. Connect positive lead to small terminal of solenoid.
6. Connect negative lead to case or bracket of solenoid for ground.

NOTE: On solenoids with two small terminals, one is a ground and one an energized terminal.

7. Meter pointer hand must move fully to right of meter.
8. If no movement or only partial movement is indicated, the solenoid is defective and must be replaced.

CAUTION: DO NOT CONNECT BATTERY LEADS TO LARGE TERMINALS OF SOLENOID OR METER WILL BE DAMAGED.

CONTINUITY TEST




Figure 22

To test ignition or electrical wires and harness or parts for "open circuits", turn selector switch to position No. 3, "Coil Continuity". Zero out meter. Connect small black test lead to one end of wire and small red test lead to opposite end of same wire, as shown in illustration above. Meter pointer hand must move fully to the right of meter. If meter pointer hand stays at left, this indicates a broken wire. Move lead wire back and forth while making test.

RESISTANCE TEST

To check an electrical harness and wire terminals to determine if the part is OK, place selector switch on Scale No. 2, "Distributor Resistance". Attach small red test lead to terminal of one end of lead and small black test lead to other end. Meter pointer needle must return to "OK" block. If needle favors right side away from "OK" band it indicates a defective connection inducing a resistance. Repair connection or replace part.

RESISTOR TEST

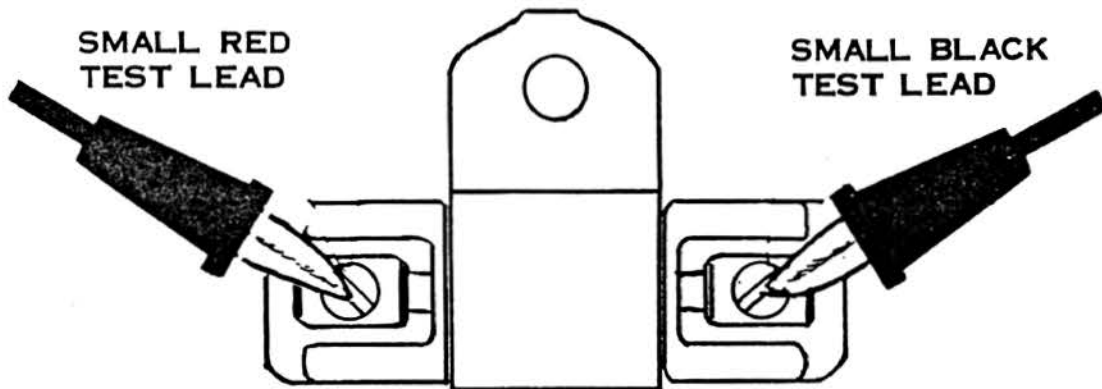


Figure 23

Use scale No. 2 for checking low OHM resistance values. Set selector switch on No. 2, "Distributor Resistance", position. Do not clip test leads together. Turn No. 2 scale meter adjustment knob to adjust meter needle with red line on right side of Scale No. 2. Your meter is now set to check all low OHM values from 0 to 30 OHMS. Clip small red and black test leads to terminals of resistor, as shown in illustration above, and read red figures on Scale No. 2. Replace resistor not meeting the manufacturer's specifications.

Manufacturer	Part No.	Resistance Reading	
		Min.	Max.
Kiekhaefer Mercury	393-1286	1.3	1.7
Kiekhaefer Mercury	393-1482	2.0	2.4
Kiekhaefer Mercury	393-1572	3.0	3.4
McCulloch (Scott)	332-196	1.7	1.9

HIGH TENSION LEAKAGE - CRACK TEST

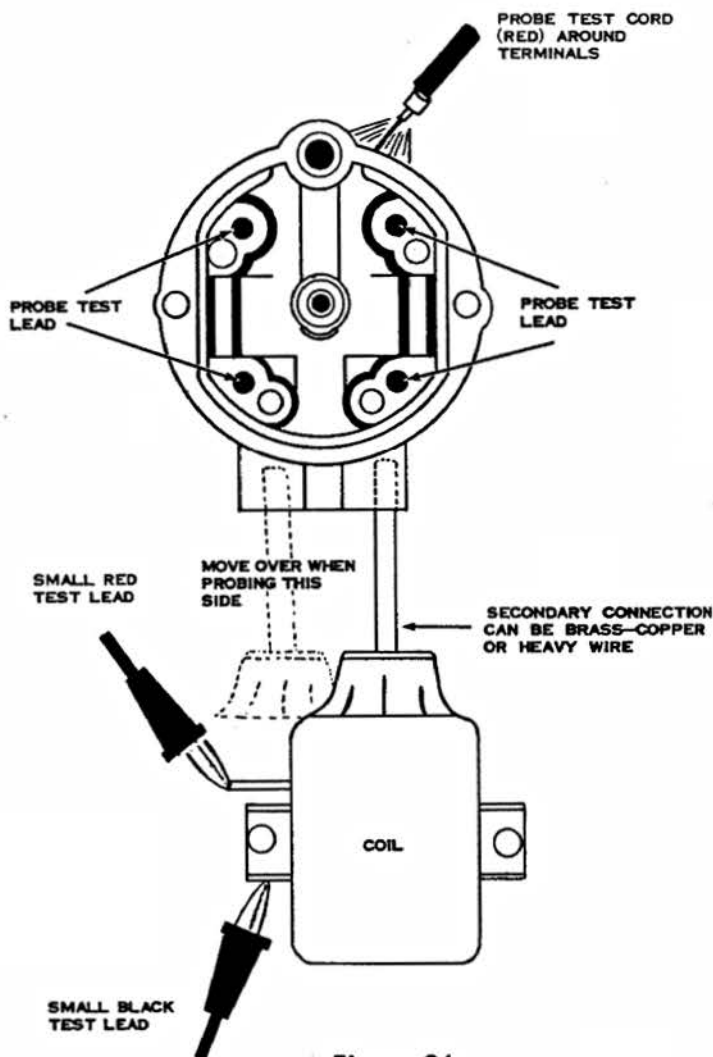


Figure 24

To check for cracks or leakage paths in ignition distributor caps or distributor rotors, clip small red test lead to coil primary lead and black test lead to coil core, as shown in illustration above. A used coil is best for this test, since the coil will be used for inducing a high secondary voltage. The secondary coil terminal must have a brass or copper lead attached so that it will extend fully into the distributor cap spark plug lead wire outlet to provide the spark for this test. Turn selector switch to position No. 1, "Coil Power Test", and turn "LO-HI" current control knob to the "HI" position. Place test probe into jack in tester and pass other end of test probe over area around distributor contact post. If there is a crack or leakage path, it will show up by the spark following a path in the cap rather than sparking directly to the correct terminal. If the spark path occurs, the cap is defective and must be replaced. There should be no spark jump to any other distributor post other than the one being tested. Repeat procedure on each contact post of distributor cap.

DISTRIBUTOR ROTOR TEST

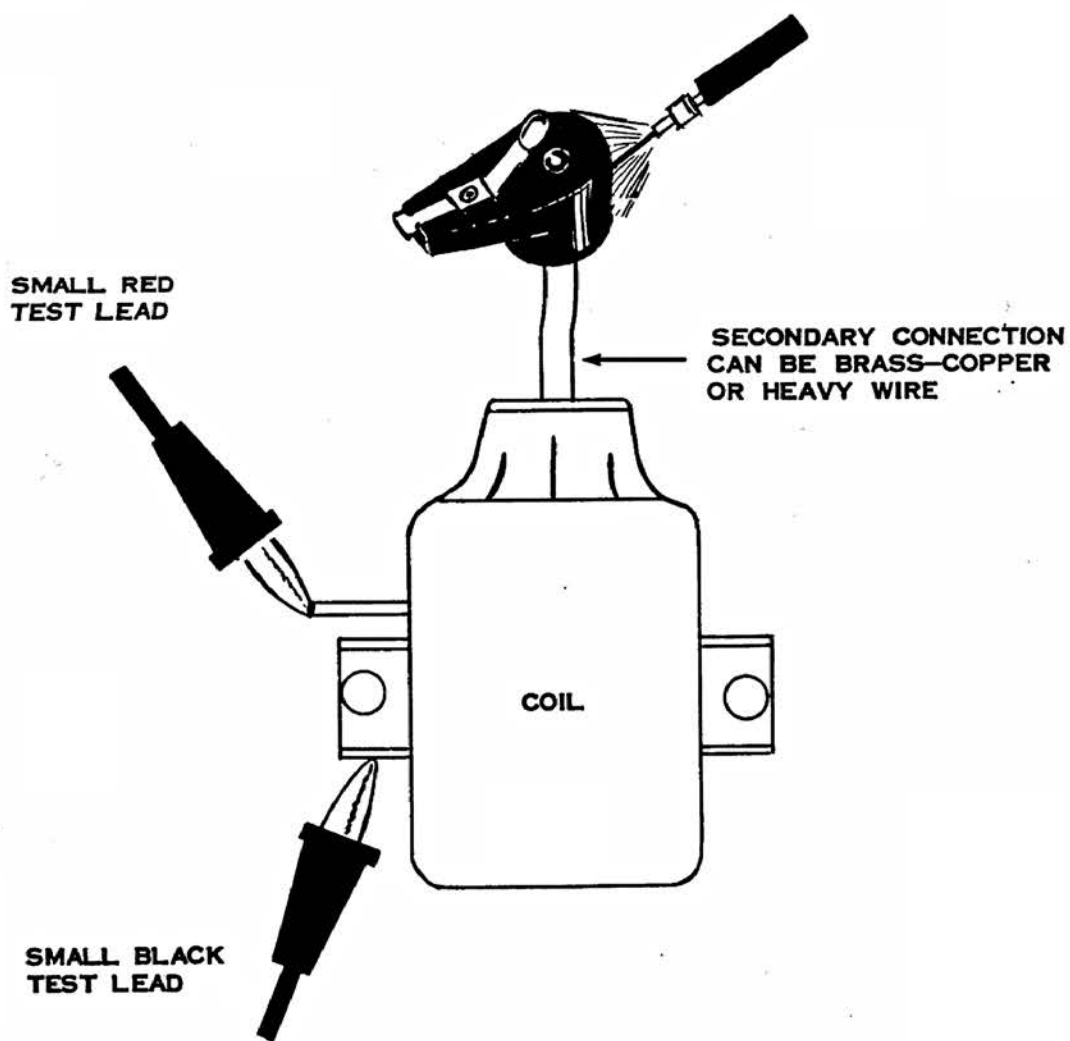


Figure 25

Follow distributor cap leakage test procedure, preceding. Place distributor rotor on high tension terminal of coil so that rotor shaft hole rests on coil terminal as shown in Figure 17. Search around distributor rotor with ground test probe. There should be no spark jump at any point. If a heavy spark does occur, it indicates a defective distributor rotor. Replace defective part.

TESTING COILS WITH TWO SECONDARIES

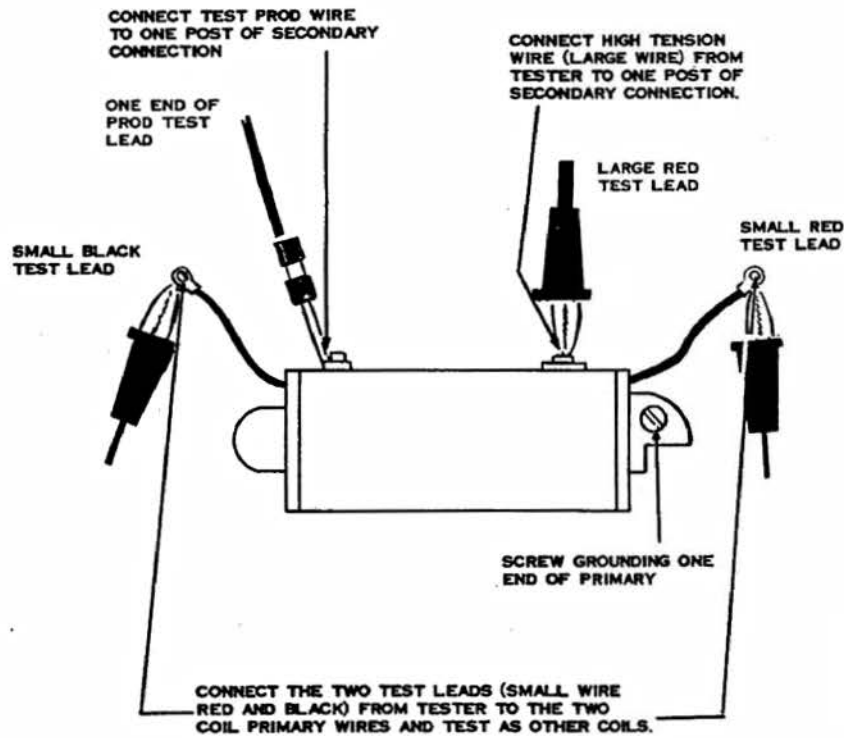


Figure 26

TESTING CONVENTIONAL TYPE MAGNETO

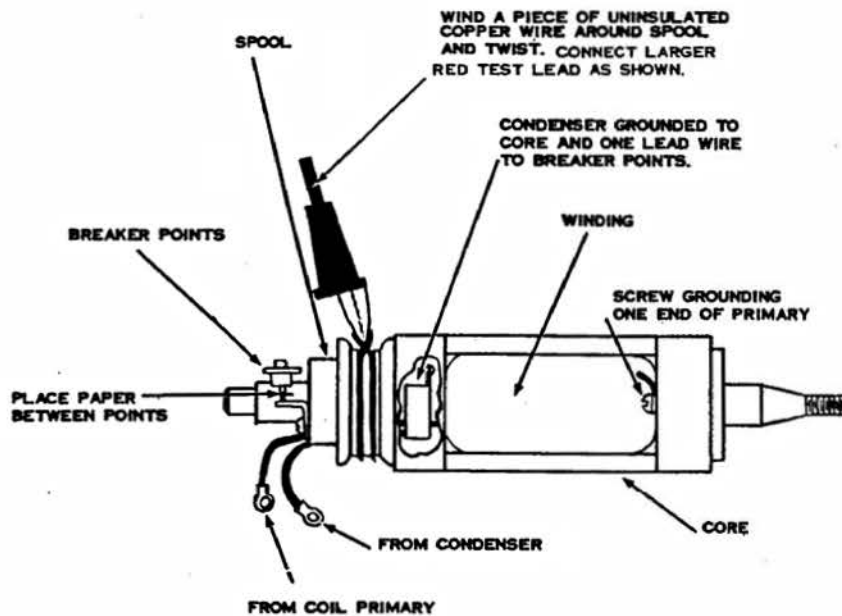


Figure 27



Figure 28




Figure 29

TESTING SELENIUM RECTIFIERS

BY MEASURING DIRECT CURRENT RESISTANCE

1. Set selector switch on position No. 3, "Continuity".
2. Clip small red and black test leads together and turn meter adjustment knob for Scale No. 3 until meter pointer lines up on set position on Scale No. 3, right side.
3. Connect small red test lead to positive lead on rectifiers. Figure 28.
4. Connect small black test lead to ground stud or lead on rectifier. Figure 28.
5. Note reading of figures on lower band, Scale No. 3.
6. Reverse test leads on rectifier and note readings again.
7. Ratio of two readings should be 10:1 or greater.
8. Remove analyzer test leads and connect to the two alternator leads or lead terminals on rectifier. Figure 29.
9. Note reading of figures on lower band, Scale No. 3.
10. Reverse test leads on rectifier and note readings again.
11. The ratio of the two readings should be no more than 2:1.
12. This is only a preliminary test to determine condition of rectifier. If questionable, as a final test, rectifier should be installed on engine and checked with ammeter while engine is running.

NOTE: This is a true ohm scale, 0 - 200,000 ohms and can be used to test ohm resistance of other electrical components.


FIELD WINDING GROUND TEST



STARTER MOTOR DISASSEMBLED

1. Turn selector switch to position No. 3, "Coil Continuity".
2. Attach small red test lead to insulated terminal on outside of starter motor and small black test lead to starter motor frame.
3. Meter hand should not move, if it does, it indicates the field is grounded.
4. On starter motors having two fields 1) forward winding 2) reverse windings, test both insulated terminals.

GROUND BRUSH TEST



STARTER MOTOR DISASSEMBLED

1. Turn selector switch to No. 3, "Coil Continuity".
2. Attach small black test lead to the grounded brush and small red test lead to frame to which brush is fastened. (End cap housing or field frame.)
3. Meter hand must move to the right, if not, there is a poor ground connection.
 - a) replace the ground brush and lead or
 - b) check that the lead connection is secure to the frame.
4. There is also a possibility of the brush holder having a poor ground to the frame or end cap, test by following steps 1, 2, 3 above.

GROUNDED ARMATURE OR FIELD WINDING



STARTER MOTOR ASSEMBLED

1. Raise ground brushes from commutator and insulate them from commutator with cardboard. Make sure brush is not touching commutator.
2. Turn selector switch to position No. 3, "Coil Continuity".
3. Attach small red test lead to insulated terminal on outside of starter motor and small black test lead to starter motor frame.
4. On starter motors having two fields 1) forward winding 2) reverse windings, test both insulated terminals. While making test move brush lead, making sure there is a solid connection.
5. If analyzer shows continuity (meter hand moves to the right) there is a ground, check individually (a) and (b) below:
 - a) Check armature - Page 15 Armature Ground Test.
 - b) Check fielding winding separately - Page 23 Field Winding Ground Test.

SERVICE HINTS

Ignition Failures

I. Engine Misfires at Idle or High Speed, Presuming Carburetion and Fuel Are OK, Check for: -

- Incorrect spark plug gap
- Defective or loose spark plugs
- Spark plugs of incorrect heat range
- Spark plug gap set incorrectly
- Sticking or weak breaker arm spring
- Incorrect breaker point gap
- Breaker points not synchronized
- Breaker points not properly adjusted
- Loose wire in primary circuit
- Defective distributor rotor
- Corroded or pitted breaker points
- Cracked distributor cap
- Leaking or broken high tension wires
- Weak armature magnets
- Worn cam lobes on distributor or magneto shaft
- Worn distributor or magneto shaft bushings
- Defective coil or condenser
- Defective ignition switch
- Spark timing out-of-adjustment

II. Engine Backfires

Through Exhaust, Check for: -

- Cracked spark plug porcelain
- Carbon path in distributor cap
- Crossed spark plug wires
- Air leak at intake deflector
- Improper timing

III. Engine Pre-Ignition, Check for Ignition Causes: -

- Spark advanced too far
- Incorrect type spark plugs
- Burned spark plug electrodes
- Incorrect breaker setting

IV. Starter Motor - If There Is Excessive Current Draw, Check for:

- Broken, jammed starter drive
- Dirty, gummed armature
- Shorted armature
- Grounded armature or field
- Resistance from engine
- Misaligned starting motor
- Worn armature shaft bearings
- Misaligned armature shaft
- Loose field pole pieces

SERVICE HINTS - Cont'd.

IV. Starter Motor (Cont'd)

If Starter Fails to Operate, Check for: -

- Poor battery ground
- Jammed drive
- Broken teeth on flywheel
- Direct ground in switch
- Solenoid dead or shorted
- Burned contact points in switch
- Improper seating brushes
- High mica between commutator segments
- Shorted armature
- Shorted field or brushes

V. Distributor System Failures - With Ignition System as Guide, If There Is Breaker Point Oxidation, Check for: -

- High battery voltage
- Resistor of incorrect capacity
- High resistance in condenser circuit
- Incorrect type ignition coil

With Ignition System as Guide, If There Is Breaker Point Oxidation, Check for: -

- Extremely high voltage
- Moisture formation
- Excessive heat from engine

VI. Electrical Failures - If Frequent Battery Charge Is Necessary, Check for: -

- Corroded battery terminals
- Alternator grounded or shorted
- Worn out, inefficient battery
- Rectifier defective
- Short circuit in charging circuit
- Excessive use of electrical units
- Short circuit in ignition switch

MANUFACTURERS SPECIFICATIONS
FOR COIL AND CONDENSER
TESTS ON MERC-O-TRONIC
MAGNETO ANALYZER.

TESTS MADE MUST
BE WITHIN THE SPECIFIED
TOLERANCES OR THE PART
SHOULD BE REPLACED AS IT
IS DEFECTIVE AND NOT UP
TO MANUFACTURER'S
SPECIFICATIONS.

WICO MAGNETO COILS SPECIFICATIONS

Coil No.	Type	Operating Amperage	Secondary Continuity
IFAX-103	F. Right Hand	1.40	
IKBX-103	EK-Right Hand	1.60	35-55
IXDX-103	OC-Right Hand	1.35	
IFAX-104	F. Left Hand	1.40	
IKBX-104	EK-Left Hand	1.60	35-55
IXDX-104	OC-Left Hand	1.35	
18-X123C	FGB-Left Hand	1.50	
18-X123D	FGB-Right Hand	1.50	
X1910	AH-All Models	1.50	45-65
X2005	AP	1.40	
X2156	FW	1.50	30-50
X2631	OC-Right Hand-HD	1.40	40-60
X2632	OC-Left Hand-HD	1.40	40-60
X2766	A & C All Models	2.10	35-55
X2770	AP	1.50	50-70
X2770B	APH	1.90	50-70
X2937	Ω FW	2.40	
X3040	FW	2.80	
X3040A, B, C, D	FW	1.50	50-70
X3430	Ω EM	1.40	
X3682	J & JEM	1.40	45-65
X4366B	Ω R.E.M.	1.30	
X4658	FW	1.90	40-60
X4658B	FW	1.55	40-60
X4791	FW	2.30	50-70
X4943	FW	1.50	35-55
X5345	FW	1.50	40-60
X5460C	FW	1.50	30-50
X5700 & 5700C	XH	1.70	40-60
X5700B		1.70	40-60
X5953	FW	2.20	40-60
X6111	FW	1.60	35-55
*X6664	Ω XH-2D Use *X8964	2.30	
X6718	FW	1.80	40-60
X6762	XH-1-Xh-1295 B & C only	2.50	40-60
X6872B	XB-Short Lead to GRD	1.40	45-65
X6877B	Ω XB	2.10	
X6933	Ω FW	1.45	
X6936	XHD4 and XVD6	1.75	
X6985	FW	1.50	35-55
X7120	FW	1.40	30-50
X7233	FW	1.80	40-60
X7325	FW	1.70	40-60
X7345	FW	1.70	35-55
X7438	FW	1.80	40-60
X7453	Ω FW Use X4658B	1.55	

WICO MAGNETO COILS SPECIFICATIONS (Cont'd)

Coil No.	Type	Operating Amperage	Secondary Continuity
X7467	FW	1.80	30-50
X7500	FW	2.10	30-50
X7536	FW	1.90	38-58
X7560	○ FW	1.70	
X7585	○ XHD-1	2.30	
X7680	FW	1.80	
X7700	○ RES	1.90	
X7744	○ XH	1.70	
X7886B	XH1	2.20	30-50
X7895B	XHS-2D	2.60	45-65
X8545	XH1	2.00	40-60
X8668	FW	1.70	40-60
X8786	FW	1.80	30-50
X8795	FW	1.80	30-50
X8798	XB	2.20	45-65
X8877	FW	2.00	
*X8964	○ XH-2D Use XJ1600	2.30	
X9055	FW	2.10	35-55
X9144	FW	1.60	50-70
X9295	B (Center Core Only)	2.30	35-55
X9295	B (On Stator Both Cores)	2.10	35-55
X9533	FW	2.20	30-50
X9692	FW	2.30	35-55
X9697	○ FW	2.30	
X9767	FW	1.80	35-55
X9965	FW	1.8	40-55
X11049	FW	1.85	30-50
X11180	FW	1.80	40-55
X11205		2.0	40-55
X11260	FW	1.8	40-55
X11352		2.00	40-60
X11406		2.10	40-60
X11477		2.00	40-60
X11563		0.75	40-60
*X11600		1.90	40-60
X11654		2.1	40-55
X11856		1.8	40-55
X12254		1.8	45-60
X12302		2.2	40-55
X12325		1.8	40-55

*Ground one lead.

Wico (Green) XH-1 (Replaced by X5700)

WICO ELECTRIC COILS

Coils No.	Operating Amperage	Primary Resistance Test on Model 88 only	Secondary Continuity
X30089B	1.1	1.1 - 1.3	40-55

WICO MAGNETO CONDENSER SPECIFICATIONS

Condenser	Magneto	Capacity Reading in Microfarads	Condenser	Magneto	Capacity Reading in Microfarads
12-X235	EK, OC, Old Style	.10-.15	X8680	XHS-1, XHS-2	.16-.20
X1413	A, C, J, JEM	.16-.20	X8807	FW	.30-.34
X2186	FW	.16-.20	X8959	FW	.16-.20
X2394	FG	.20-.22	X9100	FW	.26-.30
X2413	AP-Left Hand	.16-.20	X9106	FW	.18-.23
X2414	AP	.20-.24	X9182	FW	.26-.30
X2664	FG	.16-.20	X9263	B	.30-.34
X2981	FW	.16-.20	X9293	XVS	.26-.30
X3222	EM	.16-.20	X9327	FW	.26-.30
X3517	AP-Right Hand	.16-.20	X9451	FW	.16-.20
X4034	FW	.16-.20	X9686	XHS-1	.18-.20
X4215	FW	.16-.20	X10400	REM	.18-.23
X5321	FW	.16-.20	X11000	FW	.16-.23
X5342	FW	.30-.34	X11181	FW	.16-.20
X5463	FW	.16-.20	X11337		.26-.30
X5614	XH, XV	.16-.20	X11362		.26-.30
X5800	FW	.16-.20	X11397		.16-.20
X5833	FW	.16-.20	X11672		.16-.20
X5847	FW	.16-.20	X12174		.16-.20
X5999	A, C, J, JEM	.16-.20	X12264		.26-.30
X6028	FW	.16-.20	X12293		.18-.22
X6029	EM	.16-.20	X12513		.16-.20
X6030	FW	.16-.20	X30028	DB	.18-.23
X6091	FW	.16-.20			
X6138	APH	.30-.34			
EX6367	Edison RM-2, 4, 6	.16-.20			
EX6369	Edison RM-1, 2	.16-.20			
X6494	EK, OC	.16-.20			
X6874	XB	.30-.34			
X6916	XHD, XVD	.30-.34			
X6937		.16-.20			
X6977	XB	.30-.34			
EX6980	RM	.16-.20			
X7228	FW	.16-.20			
X7331	FW	.10-.15			
X7372	FW	.30-.34			
X7461	FW	.10-.15			
X7529	FW	.16-.20			
X7720	XHS	.16-.20			

R. E. PHELON MAGNETO COILS SPECIFICATIONS

Coil No.	Operating Amperage	Continuity Min. Max.	Coil No.	Operating Amperage	Continuity Min. Max.
FG-114 (taped)	2.5	40 - 60	FG-2180	2.8	40 - 60
FG-307 Series (taped)	2.5	40 - 60	FG-2331	2.8	40 - 60
FG-420 Series	2.8	40 - 60	FG-2444		
FG-463 Series (taped) B	2.8	40 - 60	FG-2446	2.8	40 - 60
FG-470 Series (taped) B	2.8	40 - 60	FG-2454	2.5	40 - 60
*FG-492 Series B	2.5	40 - 60	FG-2546	2.5	40 - 60
FG-608	2.5	45 - 65	FG-2641	2.8	40 - 60
FG-678	2.8	40 - 60	FG-2723	2.8	40 - 60
FG-1054	2.5	45 - 65	FG-2732	2.8	40 - 60
FG-1070	2.5	40 - 60	FG-2914	2.8	40 - 60
FG-1309	2.8	40 - 60	FG-2976	2.8	50 - 70
FG-1573 Series C	2.8	40 - 60	FG-3082	2.8	50 - 70
**FG-1618	2.8	40 - 60	FG-3294	2.8	40 - 60
FG-1641	2.2	50 - 70	FG-3375	2.8	35 - 55
FG-1835	2.5	45 - 65	FG-3437	1.0	55 - 75
FG-2145	2.8	40 - 60	FG-3681	1.8	55 - 75
			FG-3689	2.5	40 - 60
			FG-3755	2.5	40 - 60
			FG-4055	2.8	50 - 70
			FG-4081	2.8	40 - 60
			FG-4128	2.5	40 - 55

Coils above are molded unless listed "(taped)".

*FG-492 Coil - Ground out one secondary terminal while testing other.

**FG-1618 Coil - Connect the core ends (common ground) during tests.

R. E. PHELON CONDENSER SPECIFICATIONS

Part No.	Capacity Mfd.	Part No.	Capacity Mfd.
FG-159	.15-.19	FG-2138	.12-.16
FG-216 Series	.15-.19	FG-2176	.15-.19
FG-410 Series	.12-.16	FG-2448	.12-.16
FG-458 Series	.12-.16	FG-2642	.12-.16
FG-471 Series	.12-.16	FG-2727	.18-.22
FG-549	.12-.16	FG-2733	.15-.19
FG-607	.15-.19	FG-2780	.12-.16
FG-1019	.12-.16	FG-2993	.18-.22
FG-1057	.16-.20	FG-3044	.24-.28
FG-1205	.34-.38	FG-3478	.18-.22
FG-1316	.12-.16	FG-3693	.15-.19
FG-1338	.15-.19	FG-4016	.18-
FG-1355	.12-.16	FG-4082	
FG-1770	.14-.18		
FG-1807	.22-.27		
FG-1928	.22-.27		
FG-2111	.12-.16		

FAIRBANKS-MORSE COIL SPECIFICATIONS

Coil No.	Type	Operating Amperage	Secondary Continuity Min.Max.
A2477 . . .	RVI	1.55**	
A2477 . . .	RVI	2.40*	
A2477A . .	FMJE1	1.60	
A2477C	1.80	35 - 55
B2477	RV4-6, DRV	2.10*	
B2477A . . .	FMJHE2	1.55	
BX2477 . . .	FMXC1B70	1.70	
C2477	FM-FMK-FMH-FMO-FMOK-FMOH	1.55	
C2477A . . .	FMJFE2-FMJJE4-FMJG4	1.55	
C2477AX . .	FMJE4	1.55	
D2477 . . .	RS1-FM1B	1.55	
DX2477C	1.25	40 - 60
E2477	FMJ4A-FMJ4B	1.70	40 - 60
EX2477C	1.40	40 - 60
F2477	FMT4B (Battery Ignition with Bridge Laminations)	1.40	
FX2477	1.90	50 - 60
G2477	FMJ4A-FMJ4B	1.55	
H2477	FMJV4-FMJVE4	1.70	40 - 60
H2477C	1.90	45 - 65
HX2477	1.90	50 - 60
J2477	FMO1	1.55	
JX2477	2.00	40 - 60
K2477	FMO-FMOH	1.55	
L2477	FMJ1	1.80	35 - 55
L2477C	1.80	35 - 55
L2477X . . .	FMJ1A	1.60	
LX2477C	1.50	40 - 60
M2477 . . .	FMJ1A2	1.55	
P2477	1.55	40 - 60
P2477C	1.60	40 - 60
Q2477C . .	Double Secondary Leads	1.70	50 - 70
Q2477C	1.70	50 - 70
QS2477C	1.65	45 - 65
QT2477C	1.70	45 - 65
QY2477C	2.30	45 - 60
R2477C	1.70	40 - 60
RS2477C	1.70	40 - 60
S2477C	1.90	45 - 65
T2477	FMXV4B70	1.80	40 - 60
T2477C	1.80	35 - 55
U2477	1.70	50 - 60
U2477C	1.60	40 - 60
A2480 . . .	R2 (Wound Armature)	1.80	
B2480A . .	R (Wound Armature)	1.80	

* Bakelite Housing Coil ** Tape Wound

FAIRBANKS-MORSE
CONDENSER CAPACITIES SPECIFICATIONS

Part No.	Capacity Reading in Microfarads Min. Max.
MX2433	.28-.35
BX2433	.16-.19
AX-M-R2433	.18-.23
SXY2433	.28-.33
LV2433	.38-.43
K2433	.16-.24
S2433	.28-.32
M2433	.18-.22
AX2433	.17-.23
M2433	.17-.23
R2433	.17-.23
EX2433	.17-.23
JX2433	.17-.23
S2433	.28-.36
X2433	.28-.36
Y2433	.28-.36
GX2433	.16-.19
CX2433	.28-.36
DX2433	.28-.36
FX2433	.28-.36
BX2433	.16-.19
HX2433 Fead Through	.37-.43

BENDIX SCINTILLA
COIL SPECIFICATIONS

Coil No.	Type	Maximum Amperage
4936	PN	2.30
4998	GN	1.95
5179	MN	2.10
2-306	VAG	1.95
2-751	SF9-SB9	1.90
2-752	VAG	2.10
10-1518	SGA	2.10
10-2160	C-CR-CG	1.60
10-2160	Bendix "C" Series	1.55
10-2160W	Bendix "C" Series	1.35
10-2160Y	Bendix "C" Series	1.60
10-5294	SCA	2.30
10-6710	MN4-6	2.00
10-8548	PC Series	1.75
10-9247	12 Volt Battery Coil	1.10
10-9267	6 Volt Battery Coil	1.45
10-9606	SG Series	1.75
10-13165	SF4-SB5-SB6	1.70
10-13623Y	SF14-1	1.80
10-13624	SCD-1	1.90
10-13625Z	SB14-1	1.80
10-13760	Bendix "C" Series	1.60
10-14856	MN	2.10
10-14857	VMN Series	2.10
10-15829 Y, W, V	PA Series	1.80
10-15829U	PA Series	1.90
10-16144	12 Volt Battery Coil-H Comp.	1.10
10-17288 and Y	CBR Series	1.60
10-17970Y	LA Series	1.00
10-54007	H Series	1.90
10-57460	LA Series	1.35
10-77308	H1 Series	1.60
10-77379	H1 Series	1.60
10-77334	H2 Series (Single SPK)	1.80
10-79157	K Series	2.30
10-81703	VAG Series	2.10
10-82215	K Series	1.60
10-82241	K Series	2.30
10-82259	K Series	2.30
*10-84356Y	K Series	1.80
10-86641	K Series	1.60

*Test with coil on stator plate and insulate between contact points.

BENDIX SCINTILLA
COIL SPECIFICATIONS (Cont'd)

K Series Coil No.	Operating Amperage		Maximum Secondary Continuity
	On Stator Plate	Off Stator Plate	
10-3822	2.0	2.3	60
10-38222Y	2.0	2.3	60
10-50715	1.8	2.1	60
10-70100	1.8	2.1	50
10-70128	1.8	2.1	50
10-70132	1.8	2.1	50
10-70169	1.8	2.1	50
10-70161	2.1	2.4	60
10-70199	2.1	2.4	60
10-94097	1.8		45
10-111287	1.8		58

BENDIX SCINTILLA CONDENSER SPECIFICATIONS

Condenser No.	Type	Minimum Capacity
10-13373Y	VMN Series	.18
10-17453	C Series	.29
10-12049	PA, PB Fixed Spark	.17
10-15061	PA, PB Variable Spark	.17
10-81927	PA6/2F	.17
10-12049	PC	.17
2-755Y	VAG Series	.17
10-82104	H Series	.15
10-55555	H1-21	.14
10-38350W	K Series	.15
10-54916	K Series	.15
10-54954	K Series	.15
10-70141	K Series	.17
10-70162	K Series	.15
10-76413	K Series	.35
10-79125	K Series	.15
10-79168Y	K Series	.27
10-79188	K Series	.15
10-82104	K Series	.13
10-82207	K Series	.29
10-82238	K Series	.15
10-86610	K Series	.15
10-23186	OA1	.16
10-23186	OA2 (10-20650-2)	.16
10-56546	OA2 (10-32420-1)	.14
10-17453	LA	.29
10-85252	LA	.60
10-81958	LAR	.7
10-81956	LAR	1.5
10-85256	LAR	1.5
10-4341Z	S-1	.15
10-20654	S-1	.20
10-20654	DS-1	.20
10-37626	S4R(L)N-32	.18
10-37626	S6R(L)N-32	.18
10-3159Z	BA Battery Timer	.29
10-53229	SW6LN-12 Battery Timer	.22
10-15061	WN Battery Timer	.17
10-81650	Automag	.18
10-102513	LC	.78
10-102513	DLC L.H.	.78
10-102514	DLC R.H.	.78
10-88603		.23

KIEKHAEFER-MERCURY OUTBOARD COIL SPECIFICATIONS

Kiekhæfer Part No.	Manufacturer	Mfgr. No.	Mounted Operating Amperage	Secondary Continuity Min. Max.
30-204	Scintilla	10-38222Y	2.30	40 - 60
399-125	Scintilla	10-70132	2.10	30 - 50
399-756	Scintilla	10-70100	2.10	30 - 50
398-716	Phelon	F-608	2.50	40 - 65
398-173	Phelon	F-1835	2.50	40 - 65
397-361	Fairbanks-Morse	H-2477	2.00	40 - 60
		E-2477C		
397-361	Fairbanks-Morse	T-2477	2.00	40 - 60
397-430	Fairbanks-Morse	QY-2477C	2.00	45 - 60
396-648	Eisemann	27894	1.60	40 - 60
395-679	Wico	X-2156	1.50	30 - 50
394-1128	Kiekhæfer		*1.80	55 - 65
26433	Kiekhæfer	Delco-Remy	0.90	55 - 65
**399-1246	Scintilla	10-111280	1.50	30 - 42

*Off Plate

KIEKHAEFER-MERCURY OUTBOARD CONDENSER TEST SPECIFICATIONS

Kiekhæfer Part No.	Manufacturer	Mfgr. No.	Capacity Reading in Microfarads
399-759	Scintilla	10-70141	.17-.21
**399-123	Scintilla	10-82238	.15-.21
398-713	Phelon	FG-607	.15-.19
398-176	Phelon	FG-1807	.22-.27
398-693	Phelon	FG-1770	.14-.18
396-650	Eisemann	24235	.19-.23
395-684	Wico	X-2186	.16-.20
397-741	Fairbanks-Morse	"S"	.28-.32
397-359	Fairbanks-Morse	M 2433	.18-.22
397-874	Fairbanks-Morse	KX 2433	.28-.35
393-1283	Delco-Remy		.18-.23
394-1130	Kiekhæfer	394-1130	.28-.35

**Also used on Kiekhæfer and Distin Chain Saw Model DA 211 both right and left sides.

NOTE: See Magneto Manufacturers Specifications for "Off the Plate" Tests.

JOHNSON MOTOR MAGNETO COILS
SPECIFICATIONS

Coil No.	Type	Operating Amperage	Secondary Continuity Min. Max.
72-110	Old A25	2.30	..
72-582	A25 to 50 - AZ35 to 45	2.40	.. 30 - 60
72-641	P30, P35, P40, P45, TR40	2.00	.. 45 - 65
72-669	K35, K40, K45	2.40	.. 30 - 60
72-749	F1036	1.90	..
72-792	A25 to 50 - AZ35 to 45	2.10	.. 30 - 60
72-808	S45-550-SR50-SR55	2.20	..
72-813	V45 & Up 4 Cyl. 2 Coils	2.40	.. 30 - 60
72-851	XR55-OK55-60-P50	0.60	.. 65 - 80
72-852	SV & 1/4 - 50 & Up, All Models	1.00	.. 65 - 80
72-875	A50 & Up - K50 & Up	1.70	.. 50 - 65
72-947	F70-F75-OA55-OA60-OB	2.00	.. 30 - 60
72-1005	300-36 Twin	2.60	.. 30 - 60
72-1017	Iron Horse	2.40	..
72-1018	Iron Horse (All Models)	1.27	.. 30 - 60
72-1045	LT37-LS37-DT37-DS37	2.40	..
72-1072	LT. LD. & AT-37 & Up	2.31	.. 30 - 60
275-370		1.80	.. 50 - 65
275-540		1.50	.. 65 - 80
276-039		1.80	.. 50 - 65
375-102	SD-10-1940	1.00	.. 50 - 65
375-189	TS, TD, HS, HD, MS, & MD, & Later	1.30	.. 34 - 46
580-040		1.60	.. 30 - 40
580-084		1.60	.. 34 - 46
580-118		1.60	.. 30 - 40
580-197		1.40	.. 42 - 52
580-243	50 HP.	1.70	.. 40 - 55

JOHNSON MAGNETO CONDENSER
SPECIFICATIONS

Condenser No.	Capacity Reading in Microfarads	Condenser No.	Capacity Reading in Microfarads
72-864	.27-.33	171-471	.18-.25
72-873	.20-.24	201-484	.16-.24
170-002 - Use 172-470	.27-.36	201-753	.16-.24
170-067 - Use 171-449	.09-.125	300-153	.15-.205
171-311 - Use 171-471	.18-.25	510-173	.18-.22
171-448	.09-.125	580-243	.37-.41
171-449	.09-.125		
171-470	.27-.36		

EVINRUDE MAGNETO COILS
SPECIFICATIONS

EVINRUDE MAGNETO CONDENSER
SPECIFICATIONS

Coil No.	Operating Amperage	Secondary Continuity		Condenser No.	Capacity Microfarads	
		Min.	Max.		Min.	Max.
72-851	.60	65	80	72-864	.27	.33
72-852	1.00	65	80	72-873	.20	.24
72-875	1.70	50	65	170-002 - Use 171-470..	.27	.36
191-181	1.50	30	55	170-067 - Use 171-449..	.09	.125
192-648	1.90	30	55	171-311 - Use 171-471..	.18	.25
194-168	1.50	30	50	171-448	.09	.125
195-911	1.20	30	55	171-449	.09	.125
275-019	1.90	30	55	171-470	.27	.36
275-370	1.50	50	65	171-471	.18	.25
275-540	1.50	65	80	201-484	.16	.24
276-039	1.50	50	65	201-753	.16	.24
375-102	1.00	50	65	300-153	.15	.205
375-189	1.30	34	46	501-173	.18	.22
580-040	1.60	30	40	580-256	.37	.41
580-084	1.60	34	46			
580-118	1.60	30	40			
580-197	1.40	42	52			
580-243	1.70	40	55			

PIONEER CHAIN SAW MODEL 400

Coil No.	Operating Amperage	Primary Resistance on Model 88 Only	Secondary Continuity
.470685	1.4	.5 - .7	40-55
	Condenser No.	Capacity Microfarads Min. Max.	
	426528	.18-.22	

PIONEER CHAIN SAW MODEL 600

Coil No.	Operating Amperage	Secondary Continuity
X11180	1.80	35-55
Condenser No.	Type	Capacity Microfarads Min. Max.
X11181	FW	.16 - .20

LAWN BOY COIL
SPECIFICATIONS

LAWN BOY CONDENSER
SPECIFICATIONS

Coil No.	Operating Amperage	Continuity Min. Max.	Condenser No.	Capacity Microfarads
580-116	1.60	30 - 40	510-173	.13 - .17
580-184	1.60	30 - 40	677299	.13 - .17

BRIGGS & STRATTON MAGNETO COILS
SPECIFICATIONS

Coil No.	Type	Operating Amperage	Secondary Continuity Min. Max.
29656	A-B-H-K-Y-ZZ-BP-BRG-ZZP-ZZR6- AP-AR6	.60 . . .	45 - 65
29657	F-FB-FC-FE-FG-FH-FI-FJI-FM-L-M- MB-PB-Q-R-S-T-W	.70 . . .	30 - 55
29671	WI-WM-WMB-WMI-U-N-NP-NPR-NR . .	1.50 . . .	10 - 50
290880 . . .	9-14-23 Standard	1.15 . . .	36 - 56
291617 . . .	W, I, N, 5S, 6S & 8	1.70 . . .	30 - 50
292029 . . .	9-14-23 Radio Shielded	1.25 . . .	
292184 . . .	N 7 8 Radio Shielded	1.90 . . .	10 - 50
293431 . . .	Double Secondary	1.0 . . .	43 - 63
295915 . . .	Armature - Magneto - Primary Resistance, Min .225, Max .325 (Note test same as Double Secondary Coil) (See page 21. illustration, Fig. 26.	2.50 . . .	40 - 50

* See Below

BRIGGS & STRATTON CONDENSER
SPECIFICATIONS

Condenser No.	Capacity Microfarads
2986116 - .26
29136916 - .26
294-62816 - .26

*

MORE
BRIGGS & STRATTON MAGNETO COIL
SPECIFICATIONS

Coil No.	Type	Operating Amperage	Secondary Continuity Min. Max.
295845		1.70 . . .	30 - 50
296834 . . .	141 - 143	1.70 . . .	30 - 50

McCULLOCH CORPORATION
MARINE PRODUCTS DIVISION
OUTBOARD MOTOR SPECIFICATIONS
(FORMERLY SCOTT-ATWATER MFG. CO.)

Year	Engine Model No.	Kind	HP	Stator Assy. No.	Make Mfg.	Coil No.	Operat. Amp.	Secondary Continuity Min. Max.	Condenser No.	Capacity Microfarads
1949	491	SA	4	X5880-F	Wico	X5460F	1.50	30 - 50	X-5463-F	.16 - .20
1949	4911	F	4		Phelon	F-307	2.50	40 - 60	FG-216	.15 - .19
1949	4921	C	4	X-5880-F	Wico	X-5460F	1.50	30 - 50	X-5463-F	.16 - .20
1949	493-	SA	7.5	X-6339F	Wico	X-5460F	1.50	30 - 50	X-5463F	.16 - .20
1949	4913	F	7.5	X-6339F	Wico	X-5460F	1.50	30 - 50	X-5463F	.16 - .20
1949	4923	C	7.5	X-6339F	Wico	X5460F	1.50	30 - 50	X-5463F	.16 - .20
1949	497	SA	5.0	X-7010	Wico	X-5460F	1.50	30 - 50	X-5463F	.16 - .20
1949	4917	F	5.0	X-7010	Wico	X-5460F	1.50	30 - 50	X-5463F	.16 - .20
1949	4927	C	4917	X-7010	Wico	X-5460F	1.50	30 - 50	X-5463F	.16 - .20
1950	5010	F	3.6	FG-571	Phelon	FG-470	2.8	40 - 60	FG-471	.12 - .16
1950	501	S-A	4.0	X-5880	Wico	X-7120	1.40	30 - 50	X-5463	.16 - .20
1950	5011	F	4.0	FG-571	Phelon	FG-470	2.80	40 - 60	FG-471	.12 - .16
1950	5021	C	4.0	X-7325	Wico	X-7325	1.70	40 - 60	X-7331	.10 - .15
1950	503	S-A	7.5	X-7010	Wico	X-7120	1.40	30 - 50	X-5463	.16 - .20
1950	5013	F	7.5	FG-614	Phelon	FG-470	2.80	40 - 60	FG-471	.12 - .16
1950	5023	C	7.5	FG-614	Phelon	FG-470	2.80	40 - 60	FG-471	.12 - .16
1950	507	SA	5.0	X-7010	Wico	X-7120	1.40	30 - 50	X-5463	.16 - .20
1950	5017A	F	5.0	FG-580	Phelon	FG-470	2.80	40 - 60	FG-471	.12 - .16
1950	5027	C	5.0	X-7329	Wico	X-7325	1.70	40 - 60	X-7331	.10 - .15

McCULLOCH CORP. OUTBOARD MOTOR SPECIFICATIONS (Cont'd)

Year	Engine Model No.	Kind	HP	Stator Assy. No.	Make Mfg.	Coil No.	Operat. Amp.	Secondary Continuity Min. Max.	Condenser No.	Capacity Microfarads	
1950	509-1	16 hp	G. H.		Wico	X-7345	1.70	35 - 55	X-5463	.16 - .20	
1951	510	SA	3.6	X-5880	Wico	X-7120	1.40	30 - 50	X-5463	.16 - .20	
1951	510P	SA	3.6	FG-571A	Phelon	FG-470B	2.80	40 - 60	FG-471B	.12 - .16	
1951	5110	F	3.6	FG-571A	Phelon	FG-470B	2.80	40 - 60	FG-471B	.12 - .16	
41	1951	511	SA	4.0	X-7554	Wico	X-7500	2.10	30 - 50	X-5463	.16 - .20
1951	513	SA	7.5	X-7561	Wico	X-7500	2.10	30 - 50	X-5463	.16 - .20	
1951	5113	F	7.5	FG-614A	Phelon	FG-470B	2.80	40 - 60	FG-471B	.12 - .16	
1951	5123	C	7.5	FG-614A	Phelon	FG-470B	2.80	40 - 60	FG-471B	.12 - .16	
1951	517	SA	5	X-7561	Wico	X-7500	2.10	30 - 50	X-5463	.16 - .20	
1951	5117	F	5	FG-580A	Phelon	FG-470B	2.80	40 - 60	FG-471B	.12 - .16	
1951	5127	C	5	FG-580A	Phelon	FG-470B	2.80	40 - 60	FG-471B	.12 - .16	
1951	518	SA	10	X-7561	Wico	X-7500	2.10	30 - 50	X-5463	.16 - .20	
1951	518-2	SA	10	X-7561	Wico	X-7500	2.10	30 - 50	X-5463	.16 - .20	
1951	5118	F	10	X-7561	Wico	X-7500	2.10	30 - 50	X-5463	.16 - .20	
1951	5128	C	10	X-7561	Wico	X-7500	2.10	30 - 50	X-5463	.16 - .20	
1951	511-0			X-5880	Wico	X-7120	1.40	30 - 50	X-5463	.16 - .20	
1951	513-0			X-7010	Wico	X-7120	1.40	30 - 50	X-5463	.16 - .20	
1951	517-0			X-7010	Wico	X-7120	1.40	30 - 50	X-5463	.16 - .20	

McCULLOCH CORP. OUTBOARD MOTOR SPECIFICATIONS (Cont'd)

Year	Engine Model No.	Kind	HP	Stator Assy. No.	Make Mfg.	Coil No.	Operat. Amp.	Secondary Continuity Min. Max.	Condenser No.	Capacity Microfarads
1952	0025			X-7554	Wico	X-7500	2.10	30 - 50	X-5463	.16 - .20
1952	1025	F	3.6	FG-571A	Phelon	FG-470B	2.80	40 - 60	FG-471B	.12 - .16
1952	1325	F	7.5	FG-614A	Phelon	FG-470B	2.80	40 - 60	FG-471B	.12 - .16
1952	1325B	F	7.5	FG-614A	Phelon	FG-470B	2.80	40 - 60	FG-471B	.12 - .16
1952	2325	C	7.5	FG-614A	Phelon	FG-470B	2.80	40 - 60	FG-471B	.12 - .16
1952	2325B	C	7.5	FG-614A	Phelon	FG-470B	2.80	40 - 60	FG-471B	.12 - .16
1952	3325	SA	7.5	FG-614A	Phelon	FG-470B	2.80	40 - 60	FG-471B	.12 - .16
1952	1725	F	5.0	FG-580A	Phelon	FG-470B	2.80	40 - 60	FG-471B	.12 - .16
1952	2725	C	5.0	FG-580A	Phelon	FG-470B	2.80	40 - 60	FG-471B	.12 - .16
1952	3725	SA	5.0	X-7561	Wico	X-7500	2.10	30 - 50	X-5463	.16 - .20
1952	1825	F	10	X-7561	Wico	X-7500	2.10	30 - 50	X-5463	.16 - .20
1952	2825	C	10	X-7561	Wico	X-7500	2.10	30 - 50	X-5463	.16 - .20
1952	3825	SA	10	X-7561	Wico	X-7500	2.10	30 - 50	X-5463	.16 - .20
1952	3825-2	SA	10	X-7561	Wico	X-7500	2.10	30 - 50	X-5463	.16 - .20
1952	3925	SA	16	X-8726	Wico	X-7345	1.70	35 - 55	X-5463	.16 - .20
1952	3925-B	SA	16	X-8726	Wico	X-7345	1.70	35 - 55	X-5463	.16 - .20
1952	3925-2	SA	16	X-8726	Wico	X-7345	1.70	35 - 55	X-5463	.16 - .20
1953	1035		3.6	FG-571-A	Phelon	FG-470B	2.80	40 - 60	FG-471B	.12 - .16
1953	3035		3.6	FG-571-A	Phelon	FG-470B	2.80	40 - 60	FG-471B	.12 - .16
1953	1335		7.5	FG-1629	Phelon	FG-1573C	2.80	40 - 60	FG-471B	.12 - .16
1953	2335		7.5	FG-1629	Phelon	FG-1573C	2.80	40 - 60	FG-471B	.12 - .16
1953	3335		7.5	FG-1629	Phelon	FG-1573C	2.80	40 - 60	FG-471B	.12 - .16
1953	1735		5.0	X-7561	Wico	X-7500	2.10	30 - 50	X-5463	.16 - .20

McCULLOCH CORP. OUTBOARD MOTOR SPECIFICATIONS (Cont'd)

Year	Engine Model No.	Kind	HP	Stator Assy. No.	Make Mfg.	Coil No.	Operat. Amp.	Secondary Continuity Min. Max.	Condenser No.	Capacity Microfarads
1953	2735		5.0	X-7561	Wico	X-7500	2.10	30 - 50	X-5463	.16 - .20
1953	3735		5.0	X-7561	Wico	X-7500	2.10	30 - 50	X-5463	.16 - .20
1953	1835		10		Wico	X-7500	2.10	30 - 50	X-5463	.16 - .20
1953	3935		16	X-8726	Wico	X-7345	1.70	35 - 55	X-5463	.16 - .20
1953	3935-2		16	X-8726	Wico	X-7345	1.70	35 - 55	X-5463	.16 - .20
1954	1745		5		Wico	X-7467	1.80	30 - 50	X-9182	.26 - .30
1954	2745		5		Wico	X-7467	1.80	30 - 50	X-9182	.26 - .30
1954	3745-		5		Wico	X-7467	1.80	30 - 50	X-9182	.26 - .30
1954	3345		7.5	FG-1301	Phelon	FG-470B	2.80	40 - 60	FG-471B	.12 - .16
1954	1845		10		Wico	X-7467	1.80	30 - 50	X-9182	.26 - .30
1954	2845		10		Wico	X-7467	1.80	30 - 50	X-9182	.26 - .30
1954	3845		10		Wico	X-7467	1.80	30 - 50	X-9182	.26 - .30
1954	1945		16	X-8726	Wico	X-7345	1.70	35 - 55	X-9182	.26 - .30
1954	2945		16	X-8726	Wico	X-7345	1.70	35 - 55	X-9182	.26 - .30
1954	3945		16	X-8726	Wico	X-7345	1.70	35 - 55	X-9182	.26 - .30
1954	3945-2		16	X-8726	Wico	X-7345	1.70	35 - 55	X-9182	.26 - .30

McCULLOCH CORP. OUTBOARD MOTOR SPECIFICATIONS (Cont'd)

Year	Engine Model No.	Kind	HP	Stator Assy. No.	Make Mfg.	Coil No.	Operat. Amp.	Secondary Continuity Min. Max.	Condenser No.	Capacity Microfarads
1955	1055		3.6	FG-1632	Phelon	FG-1573G	2.80	40 - 60	FG-471B	.12 - .16
1955	3055			FG-1632	Phelon	FG-1573G	2.80	40 - 60	FG-471B	.12 - .16
1955	1755		5.7		Wico	X-7467	1.80	30 - 50	X-9182	.26 - .30
1955	1355		7.5	FG-1629	Phelon	FG-1573C	2.80	40 - 60	FG-471B	.12 - .16
1955	2355			FG-1629	Phelon	FG-1573C	2.80	40 - 60	FG-471B	.12 - .16
1955	1855		10		Wico	X-7467	1.80	30 - 50	X-9182	.26 - .30
1955	2855				Wico	X-7467	1.80	30 - 50	X-9182	.26 - .30
1955	1955		16	X-8726	Wico	X-7345	1.70	35 - 55	X-9182	.26 - .30
1955	3655	Std. P. S.		FG-2118	Phelon	FG-2331	2.80	40 - 60	FG-2111	.12 - .16
1956	1665	F	33	FG-2552	Phelon	FG-2546	2.50	40 - 60	FG-2111	.12 - .16
1956	1665-3	F(EL)	33	FG-2552	Phelon	FG-2546	2.50	40 - 60	FG-2111	.12 - .16
1956	2665	C	33	FG-2552	Phelon	FG-2546	2.50	40 - 60	FG-2111	.12 - .16
1956	2665-3	C(EL)	33	FG-2552	Phelon	FG-2546	2.50	40 - 60	FG-2111	.12 - .16
1956	3665	SA	33	FG-2552	Phelon	FG-2546	2.50	40 - 60	FG-2111	.12 - .16

McCULLOCH CORP. OUTBOARD MOTOR SPECIFICATIONS (Cont'd)

Year	Engine Model No.	Kind	HP	Stator Assy. No.	Make Mfg.	Coil No.	Operat. Amp	Secondary Continuity Min. Max.	Condenser No.	Capacity Microfarads
1956	3665-2	SA(LC)	33	FG-2552	Phelon	FG-2546	2.50	40 - 60	FG-2111	.12 - .16
1956	3665-3	SA(EL)	33	FG-2552	Phelon	FG-2546	2.50	40 - 60	FG-2111	.12 - .16
1956	3665-4	SA(EL)	33	FG-2552	Phelon	FG-2546	2.50	40 - 60	FG-2111	.12 - .16
1956	4665	G	33	FG-2552	Phelon	FG-2546	2.50	40 - 60	FG-2111	.12 - .16
1956	4665-3	G(EL)	33	FG-2552	Phelon	FG-2546	2.50	40 - 60	FG-2111	.12 - .16
1957	1075	F.	3.6	FG-1632	Phelon	FG-1573	2.80	40 - 60	FG-471B	.12 - .16
1957	1775	F.	5		Wico	X-7467	1.80	30 - 50	X-9182	.26 - .30
1957	1875	F.	10		Wico	X-7467	1.80	30 - 50	X-9182	.26 - .30
1957	1975	F.	16	X-8726	Wico	X-7345	1.70	35 - 55	X-5463	.16 - .20
1957	1675	F.	35	FG-2550	Phelon	FG-2546	2.50	40 - 60	FG-2111	.12 - .16
1957	1316	F.	35E.	FG-2550	Phelon	FG-2546	2.50	40 - 60	FG-2111	.12 - .16
1957	3075	S. A.	3.6	FG-1632	Phelon	FG-1573	2.80	40 - 60	FG-471B	.12 - .16
1957	3775	SA	5		Wico	X-7467	1.80	30 - 50	X-9182	.26 - .30
1957	3375	S. A.	7.5	FG-1629	Phelon	FG-1573C	2.80	40 - 60	FG-471B	.12 - .16
1957	3875	S. A.	10		Wico	X-7467	1.80	30 - 50	X-9182	.26 - .30
1957	3975	S. A.	16	X-8726	Wico	X-7345	1.70	35 - 55	X-5463	.16 - .20
1957	339	S. A.	16E.	X-9763	Wico	X-7345	1.70	35 - 55	X-5463	.16 - .20
1957	3675	S. A.	40	FG-2903	Phelon	FG-2546	2.50	40 - 60	FG-2727	.18 - .22
1957	336	S. A.	40E.	FG-2902	Phelon	FG-2723	2.80	40 - 60	FG-2727	.18 - .22
1957	536	S. A.	Royal	FG-2902	Phelon	FG-2723	2.80	40 - 60	FG-2727	.18 - .22
1957	4075	Hia.	3.6	FG-1632	Phelon	FG-1573	2.80	40 - 60	FG-471B	.12 - .16
1957	4775	Hia.	5		Wico	X-7467	1.80	30 - 50	X-9182	.26 - .30
1957	4375	Hia.	7.5	FG-1629	Phelon	FG-1573C	2.80	40 - 60	FG-471B	.12 - .16
1957	4975	Hia.	16	X-8726	Wico	X-7345	1.70	40 - 60	X-5463	.16 - .20
1957	4675	Hia.	38	FG-2550	Phelon	FG-2546	2.80	40 - 60	FG-2111	.12 - .16

McCULLOCH CORP. OUTBOARD MOTOR SPECIFICATIONS (Cont'd)

Year	Eng. No.	Make	HP	Stator Assy. No.		Mfg. Make	Coil No.		Oper. Amp.	Secondary Continuity Min. Max.	Generator Coil No.		Condenser No.		Capacity Micro-farads
				Mfg.	Scott		Mfg.	Scott			Mfg.	Scott	Mfg.	Scott	
1958	135	Scott Manual	22	X11383	135-101	Wico	X11352	3685-113	2.2	37 - 57			X11362	3685-115	.26 - .30
1958	335	Scott	22	X11345	335-101	Wico	X11352	3685-113	2.2	37 - 57	X11353	335-113	X11362	3685-115	.26 - .30
1958	332	Scott	60		332-101	Phelon	FG3437	332-113	1.0	55 - 75			FG3044	332-115	.24 - .28
1958															

McCULLOCH CORP. OUTBOARD MOTOR SPECIFICATIONS (Cont'd)

Year	Eng. No.	Make	HP	Stator Assy. No.		Mfg. Make	Coil Number		Oper. Amp.	Secondary Continuity Min. Max.		Gen. Coil No.		Condenser No.		Capacity Micro-farads
				Mfg.	Scott		Mfg.	Scott		Mfg.	Scott	Mfg.	Scott	Mfg.	Scott	
1958	3085	Scott	3.6	X11445	3085-101	Wico	X11477	3885-113	2.00	40	60			X11397	3885-115	.16 - .20
1958	3785	Scott	5	X9066	3845-101	Wico	X7467	3845-113	1.80	30	50			X9182	3745-115	.26 - .30
	3785	Scott	5	X5118	3785-101	Wico	X11477	3885-113	2.00	40	60			X11397	3885-115	.16 - .20
1958	3385	Scott	7.5	FG1629	1355-101	Phel	FG1573C	1355-134	2.8	40	60			FG471B	5010-115	.12 - .16
	3385	Scott	7.5	X11391	3885-101	Wico	X11477	3885-113	2.00	40	60			X11397	3885-115	.16 - .20
1958	3885	Scott	10	X11391	3885-101	Wico	X11477	3885-113	2.00	40	60			X11397	3885-115	.16 - .20
1958	3985	Scott	16	X8726	3925-101	Wico	X7345	509-113	1.70	35	55			X9182	3745-115	.26 - .30
1958	135	Scott	22	X11383	135-101	Wico	X11352	3685-113	2.00	40	60			X11362	3685-115	.26 - .30
	335	Scott	22E	X11345	335-101	Wico	X11352	3685-113	2.00	40	60	X11353	335-113	X11362	3685-115	.26 - .30
1958	3685	Scott	40	FG2852	3675-101	Phel	FG2546	3665-134	2.5	40	60			FG2727	3675-115	.18 - .22
	3685	Scott	40	X11537	3685-101	Wico	X11352	3685-113	2.00	40	60			X11362	3685-115	.26 - .30
	3685	Scott	40E	FG2687	336-101	Phel	FG2546	3665-134	2.5	40	60	FG2725	326-134	FG2727	3675-115	.18 - .22
	-3											FG2723	336-134			
	3685	Scott	40E	FG3232	1336-101	Phel	FG3375	3665-134	2.8	35	55	FG2725	326-134	FG2727	3675-115	.18 - .22
	-3											FG2723	336-134			
1958	3685	Scott	40E	FG3475	1436-101	Phel	FG3375	3665-134	2.8	35	55	FG3476	536-134	FG3478	636-115	.18 - .22
	-3										FG3477	636-134				
1958	1536	Scott	40	FG3232B	1536-101	Phel	FG3375	3665-134	2.8	35	55	FG2725	326-134	FG2727	3675-115	.18 - .22
R. S.												FG2723	336-134			
1958	332	Scott	60		332-101	Phel	FG3437	332-113	1.0	55	75			FG3044	332-115	.24 - .28
1959	130A	Scott	3.6	X11445	3085-101	Wico	X11477	3885-113	2.00	40	60			X11397	3885-115	.16 - .20

46A

McCULLOCH CORP. OUTBOARD MOTOR SPECIFICATIONS (Cont'd)

458

Year	Eng. No.	Make	HP	Stator Assy. No.		Mfg. Make	Coil Number		Oper. Amp.	Secondary Continuity		Gen. Coil No.		Condenser No.		Capacity Micro-farads
				Mfg.	Scott		Mfg.	Scott		Min.	Max.	Mfg.	Scott	Mfg.	Scott	
1959	137A	Scott	5	X5118	3785-101	Wico	X11477	3885-113	2.00	40	60			X11397	3885-115	.16 - .20
	137A	Scott	5	X9066	3845-101	Wico	X7467	3845-113	1.80	30	50			X9182	3745-115	.26 - .30
	137A	Scott	5	FG3712	137-101	Phel	FG3689	138-134	2.5	40	60			FG3693	138-115	.15 - .19
1959	133A	Scott	7.5	FG3714	138-101	Phel	FG3689	138-134	2.5	40	60			FG3693	138-115	.15 - .19
1959	138A	Scott	10	X9066	3845-101	Wico	X7467	3845-113	1.80	30	50			X9182	3745-115	.26 - .30
	138A	Scott	10	FG3714	138-101	Phel	FG3689	138-134	2.5	40	60			FG3693	138-115	.15 - .19
1959	135A	Scott	25	X11976B	735-101	Wico	X11352	3685-113	2.00	40	60			X11362	3685-115	.26 - .30
	135A	Scott	25	FG3800	535-101	Phel	FG3755	436-134	2.5	40	60			FG3478	1436-115	.18 - .22
	135A	Scott	25	FG3800	535-101	McCulloch	736-232	736-232	1.6	43	55			FG3478	1436-115	.18 - .22
	335A	Scott	25E	FG3799	635-101	Phel	FG3755	436-134	2.5	40	60	FG3809	535-134	FG3478	1436-115	.18 - .22
												FG3810	635-134			
							McCulloch	736-232	736-232	1.6	43	55	FG3809	535-134	FG3478	1436-115
	335A	Scott	25E	W11983B	435-101	Wico	X11352	3685-113	2.00	40	60	FG3810	635-134	X11362	3685-115	.26 - .30
1959	136A	Scott	40	X11987B	136-101	Wico	X11352	3685-113	2.00	40	60			X11362	3685-115	.26 - .30
	136A	Scott	40	FG3770	236-101	Phel	FG3755	436-134	2.5	40	60			FG3478	1436-115	.18 - .22
	136A	Scott	40	FG3770	236-101	McCulloch	736-232	736-232	1.6	43	55			FG3478	1436-115	.18 - .22
	336A	Scott	40E	FG3624	436-101	Phel	FG3375	3665-134	2.8	35	55	FG3476	1336-134	FG3478	1436-115	.18 - .22
												FG3477	1436-134			
		336A	Scott	40E	FG3752	836-101	Phel	FG3755	436-134	2.5	40	60	FG3760	136-134	FG3478	1436-115
	336A	Scott	40E	FG3752	836-101	McCulloch	736-232	736-232	1.6	43	55	FG3761	936-134	FG3478	1436-115	.18 - .22
											FG3760	136-134	FG3478	1436-115	.18 - .22	
											FG3761	936-134				
1959	336A	Scott	40E	12076	936-101	Wico	X11352	3685-113	2.00	40	60	X11710	435-113	X11362	3685-115	.26 - .30
	332A	Scott	60		332-101	Phel	FG3437	332-113	1.0	55	75			FG3044	332-115	.24 - .28
							FG3681	432-113	1.8	55	75					

McCULLOCH CORP. OUTBOARD MOTOR SPECIFICATIONS (Cont'd.)

Year	Eng. No.	Make	HP	Stator Assy. No.		Mfg. Make	Coil No.		Oper Amp.	Secondary Continuity Min. Max.	Gen. Coil No.		Condenser No.		Capacity Micro-farads
				Mfg.	Scott		Mfg.	Scott			Mfg.	Scott	Mfg.	Scott	
1960	A3BB	Scott	3.6		130-101	Phelon	FG3689	138-134	2.5	40 - 60			FG3693	138-115	.15-.19
1960	A3KB	Scott	6.0	134-101	134-101	McCul	134-134	134-134	1.9	30 - 45			X12293	134-115	.18-.22
1960	A3EB	Scott	7.5	134-101	134-101	McCul	134-134	134-134	1.9	30 - 45			X12293	134-115	.18-.22
1960	C3EB	Scott	7.5	134-101	134-101	McCul	134-134	134-134	1.9	30 - 45			X12293	134-115	.18-.22
1960	A3FB	Scott	12		139-101	Phelon	FG4128	139-134	2.5	40 - 60			FG3693	138-115	.15-.19
1960	A3GB	Scott	25M		735-101	Wico	X11352	3685-113	2.0	40 - 60			X11362	3685-115	.26-.30
1960	B3GB	Scott	25ML		735-101	Wico	X11352	3685-113	2.0	40 - 60			X11362	3685-115	.26-.30
1960	C3GB	Scott	25E		735-101	McCul		436B-134	1.4	40 - 60			X11362	3685-115	.26-.30
1960	D3GB	Scott	25EL		735-101	McCul		336B-134 Top Bottom	1.4	40 - 60			X11362	3685-115	.26-.30
1960	A3HB	Scott	40M		136B-101	Wico	X11352	3685-113	2.0	40 - 60			X11362	3685-115	.26-.30
1960	B3HB	Scott	40ML		136B-101	Wico	X11352	3685-113	2.0	40 - 60			X11362	3685-115	.26-.30
1960	C3HB	Scott	40E		336B-200	McCul	436B-134	436B-134	1.4	45 - 60			X12264	335B-115	.26-.30
1960	D3HB	Scott	40EL		336B-200	McCul	436B-134	436B-134 Top	1.4	45 - 60			X12264	335B-115	.26-.30
1960	E3HB	Scott	40R		336B-200	McCul	436B-134	436B-134 Top	1.4	45 - 60			X12264	335B-115	.26-.30
1960	F3HB	Scott	40RL		336B-200	McCul	436B-134	436B-134 Bottom	1.4	45 - 60			X12264	335B-115	.26-.30
1960	C3JB	Scott	60E			McCul	C3JB-232	532-134	1.4	45 - 60			332B-115		.25-.27
1960	D3JB	Scott	60EL			McCul	C3JB-232	C3JB-232	1.4	45 - 60			332B-115		.25-.27
1960	C3LB	Scott	60E			McCul	C3JB-232	532-134	1.4	45 - 60			332B-115		.25-.27
1960	D3LB	Scott	60EL			McCul	C3JB-232	C3JB-232	1.4	45 - 60			332B-115		.25-.27

46 C

Mc CULLOCH CORP. OUTBOARD MOTOR SPECIFICATIONS (Cont'd)

Year	Eng. No.	HP	Coil Number			Oper. Amp.	Prim. Res. Min. Max.	Sec. Cont. Min. Max.	Condenser No.		Capacity Micro-farads
			Make	Mfg.	Scott				Mfg.	Scott	
1961	61300310	3.6	Phelon	FG3689	138-134	2.5		45 - 60	FG3693	138-115	.15-.19
1961	61300610	6.0	Phelon	FG6001	A3EC-134	2.5		45 - 60	FG4477	A3EC-115	.15-.19
1961	61300710	7.5	Phelon	FG6001	A3EC-134	2.5		45 - 60	FG4477	A3EC-115	.15-.19
1961	61301210 61301220	14.1	Phelon	FG4128	139-134	2.5		40 - 55	FG3693	138-115	.15-.19
1961	61302530 61302540 61302550 61302560	27.7 27.7	McCul	C3HC-134 D3HC-134	(top) C3HC-134 (bottom) D3HC-134	1.4 1.4	.55-.85 .55-.85	45 - 55 45 - 55	X12264 X12264	335B-115 335B-115	.26-.30 .26-.30
1961	61302510 61302520	27.7	Wico	X11352	3685-113	2.0		45 - 60	X11362	3685-115	.26-.30
1961	61304031 61304041 61304051 61304061	43.7 43.7	McCul	436B-134 336B-134	(top) 436B-134 (bottom) 336B-134	1.4 1.4	.55-.85 .55-.85	45 - 60 45 - 60	X12264 X12264	335B-115 335B-115	.26-.30 .26-.30
1961	61304011 61304021	43.7	Wico	X11352	3685-115	2.0		40 - 60	X11362	3685-115	.26-.30
1961	61306031 61306041	60.0	McCul	C3JB-134	C3JB-134	1.4	.55-.85	45 - 55	332B-115	332B-115	.25-.27
1961	61307031 61307071 61307041 61307081	75.2	McCul	C3JB-134	C3JB-134	1.4	.55-.85	45 - 55	332B-115	332B-115	.25-.27

460

GALE PRODUCTS - BUCCANEER

Model No.	H.P.	Year	Magneto No.	Coil No.	Operating Amperage	Continuity Min. Max.	Condenser No.	Capacity Microfarads
1B10	1.5	1950	580032	580084	1.6	34 - 46	300153	.15-.205
1B9	3	1950	580077	580084	1.6	34 - 56	300153	.15-.205
3D10B	3	1951-53	580128	580118	1.6	30 - 40	510173	.18-.22
3D11B	3	1953-55	580128	580118	1.6	30 - 40	510173	.18-.22
3D12B	3	1955	580128	580118	1.6	30 - 40	510173	.18-.22
3D13B	3	1956	580128	580118	1.6	30 - 40	510173	.18-.22
3D14B	3	1957	580128	580118	1.6	30 - 40	510173	.18-.22
3D15B	3	1958-59	580128	580118	1.6	30 - 40	510173	.18-.22
2B7	5	1950	590181	580084	1.6	34 - 46	300153	.15-.205
5S10B	5	1951-54	580120	580118	1.6	30 - 40	510173	.18-.22
5D10B	5	1951-54	580120	580118	1.6	30 - 40	510173	.18-.22
5S11B	5	1955	580120	580118	1.6	30 - 40	510173	.18-.22
5D11B	5	1955	580183	580118	1.6	30 - 40	510173	.18-.22
5S12B	5	1956	580120	580118	1.6	30 - 40	510173	.18-.22
5D12B	5	1956	580182	580118	1.6	30 - 40	510173	.18-.22
5D13B	5	1956	580182	580118	1.6	30 - 40	510173	.18-.22
5S13B	5	1957	580120	580118	1.6	30 - 40	510173	.18-.22
5D14B	5	1957	580182	580118	1.6	30 - 40	510173	.18-.22
5S14B	5	1958	580120	580118	1.6	30 - 40	510173	.18-.22
5D16B	5	1959	580120	580118	1.6	30 - 40	510173	.18-.22
2B8	12	1950	580047	580040	1.6	30 - 40	300153	.15-.205
12S10B	12	1951-53	580120	580118	1.6	30 - 40	510173	.18-.22
12D10B	12	1951-53	580120	580118	1.6	30 - 40	510173	.18-.22

GALE PRODUCTS - BUCCANEER (Cont'd)

Model No.	H.P.	Year	Magneto No.	Coil No.	Operating Amperage	Continuity Min. Max.	Condenser No.	Capacity Microfarads
12D11B	12	1954-55	580153	580118	1.6	30 - 40	510173	.18-.22
12S12B	12	1956	580207	580118	1.6	30 - 40	510173	.18-.22
12D13B	12	1956	580207	580118	1.6	30 - 40	510173	.18-.22
12D14B	12	1956	580207	580118	1.6	30 - 40	510173	.18-.22
12DE13B	12	1956	580207	580118	1.6	30 - 40	510173	.18-.22
12S13B	12	1957	580207	580118	1.6	30 - 40	510173	.18-.22
12S14B	12	1957	580207	580118	1.6	30 - 40	510173	.18-.22
12D15B	12	1957	580207	580118	1.6	30 - 40	510173	.18-.22
12D16B	12	1957	580207	580118	1.6	30 - 40	510173	.18-.22
12DE15B	12	1957	580207	580118	1.6	30 - 40	510173	.18-.22
12S15B	12	1958	580207	580118	1.6	30 - 40	510173	.18-.22
12D17B	12	1958	580254	580118	1.6	30 - 40	510173	.18-.22
12D18B	12	1959	580254	580118	1.6	30 - 40	510173	.18-.22
22D10B	22	1955	580180	580118	1.6	30 - 40	510173	.18-.22
22DE10B	22	1955	580180	580118	1.6	30 - 40	510173	.18-.22
22D12B	22	1955	580180	580118	1.6	30 - 40	510173	.18-.22
22DE12B	22	1955	580180	580118	1.6	30 - 40	510173	.18-.22
22D11B	25	1956	580209	580118	1.6	30 - 40	510173	.18-.22
22DE11B	25	1956	580209	580118	1.6	30 - 40	510173	.18-.22
22D13B	25	1956	580209	580118	1.6	30 - 40	510173	.18-.22
22DE13B	25	1956	580209	580118	1.6	30 - 40	510173	.18-.22
22D14B	25	1957	580209	580118	1.6	30 - 40	510173	.18-.22
22DE14B	25	1957	580209	580118	1.6	30 - 40	510173	.18-.22
22D15B	25	1958	580274	580118	1.6	30 - 40	510173	.18-.22

GALE PRODUCTS - BUCCANEER (Cont'd)

Model No.	H. P.	Year	Magneto No.	Coil No.	Operating Amperage	Continuity Min. Max.	Condenser No.	Capacity Microfarads
22DE15B	25	1958	580274	580118	1.6	30 - 40	510173	.18-.22
22D16B	25	1959	580274	580118	1.6	30 - 40	510173	.18-.22
22DE16B	25	1959	580274	580118	1.6	30 - 40	510173	.18-.22
35DE10B	35	1958	580275	580197	1.4	42 - 52	510173	.18-.22
35D11B	35	1959	580275	580197	1.4	42 - 52	510173	.18-.22
35DE11B	35	1959	580275	580197	1.4	42 - 52	510173	.18-.22
35D12B	35	1959	580275	580197	1.4	42 - 52	510173	.18-.22
35DE12B	35	1959	580275	580197	1.4	42 - 52	510173	.18-.22

GALE PRODUCTS - BUCCANEER (Cont'd)

Model No.	H.P.	Year	Magneto No.	Coil No.	Operating Amperage	Continuity No.	Condensor No.	Capacity
3D16	3	1960	580128	580416	1.7	30 - 45	580321	.18-.22
5D17	5	1960	580206	580416	1.7	30 - 45	580321	.18-.22
15D10	15	1960	580270	580197	1.4	42 - 52	580422	.25-.29
25D17	25	1960	580274	580416	1.7	30 - 45	580321	.18-.22
25DE17	25	1960	580274	580416	1.7	30 - 45	580321	.18-.22
35D13	35	1960	580307	580197	1.4	42 - 52	580422	.25-.29
35DE13	35	1960	580307	580197	1.4	42 - 52	580422	.25-.29
60D10	60	1960	580319	580243	1.7	40 - 55	580256	.37-.41
60DE10	60	1960	580319	580243	1.7	40 - 55	580256	.37-.41
3D17	3	1961	580128	580416	1.7	40 - 55	580321	.18-.22
5D18	5	1961	580206	580416	1.7	40 - 55	580321	.18-.22
5D19	5	1961	580206	580416	1.7	40 - 55	580321	.18-.22
5D21	5	1961	580206	580416	1.7	40 - 55	580321	.18-.22
15D11	15	1961	580270	580197	1.4	42 - 52	580422	.25-.29
15D12	15	1961	580270	580197	1.4	42 - 52	580422	.25-.29
25D18	25	1961	580274	580416	1.7	30 - 45	580321	.18-.22
25DE18	25	1961	580274	580416	1.7	30 - 45	580321	.18-.22
25D20	25	1961	580274	580416	1.7	30 - 45	580321	.18-.22
25DE20	25	1961	580274	580416	1.7	30 - 45	580321	.18-.22
40D14	40	1961	580333	580197	1.4	42 - 52	580321	.18-.22
40DE14	40	1961	580333	580197	1.4	42 - 52	580321	.18-.22
60D11	60	1961	580319	580243	1.7	40 - 55	580256	.37-.41
60DE11	60	1961	580319	580243	1.7	40 - 55	580256	.37-.41
60D12	60	1961	580319	580243	1.7	40 - 55	580256	.37-.41
60DE12	60	1961	580319	580243	1.7	40 - 55	580256	.37-.41

GALE PRODUCTS - BUCCANEER (Cont'd)

Litho in U.S. - 1962

Model No.	H.P.	Year	Magneto No.	Coil No.	Operating Amperage	Continuity No.	Condensor No.	Capacity
3D18	3	1962	580128	580416	1.7	30 - 45	580321	.18-.22
5D20	5	1962	580206	580416	1.7	30 - 45	580321	.18-.22
15D13	15	1962	580434	580416	1.7	30 - 45	580422	.25-.29
15D14	15	1962	580254	580416	1.7	30 - 45	580321	.18-.22
25D19	25	1962	580274	580416	1.7	30 - 45	580321	.18-.22
25DE19	25	1962	580274	580416	1.7	30 - 45	580321	.18-.22
40D15	40	1962	580415	580416	1.7	30 - 45	580422	.25-.29
40DE15	40	1962	580415	580416	1.7	30 - 45	580422	.25-.29
60DE13	60	1962	580319	580243	1.7	40 - 55	580256	.37-.41
60DG13	60	1962	580319	580243	1.7	40 - 55	580256	.37-.41

WARD'S - "SEA KING"

Model No.	H.P.	Year	Magneto No.	Coil No.	Operating Amperage	Continuity Min. Max.	Condenser No.	Capacity Microfarads
84GG9003A	1.5	1948-49	580032	580084	1.6	34 - 46	300153	.15-.205
94GG9003A	1.5	1949-50	580032	580084	1.6	34 - 46	300153	.15-.205
64GG9005	3	1945-46	590189	580084	1.6	34 - 46	300153	.15-.205
74GG9005A	3	1947	590189	580084	1.6	34 - 46	300153	.15-.205
74GG9006	3	1947-48	590189	580084	1.6	34 - 46	300153	.15-.205
84GG9007A	3	1948-49	590189	580084	1.6	34 - 46	300153	.15-.205
94GG9009A	3	1949-50	580077	580084	1.6	34 - 46	300153	.15-.205
15GG9004A	3	1951	580128	580118	1.6	30 - 40	510173	.18-.22
25GG9004A	3	1952	580128	580118	1.6	30 - 40	510173	.18-.22
35GG9004A	3	1953	580128	580118	1.6	30 - 40	510173	.18-.22
35GG9004B	3	1953	580128	580118	1.6	30 - 40	510173	.18-.22
45GG9004A	3	1954	580128	580118	1.6	30 - 40	510173	.18-.22
GG9004A	3	1955	580128	580118	1.6	30 - 40	510173	.18-.22
GG9004B	3	1955	580128	580118	1.6	30 - 40	510173	.18-.22
GG9000A	3	1956	580128	580118	1.6	30 - 40	510173	.18-.22
GG9006A	3	1957	580128	580118	1.6	30 - 40	510173	.18-.22
GG8962A	3	1958	580128	580118	1.6	30 - 40	510173	.18-.22
GG8919A	3	1959	580128	580118	1.6	30 - 40	510173	.18-.22
64GG9010	5	1946	590181	580084	1.6	34 - 46	300153	.15-.205
64GG9011	5	1946	590181	580084	1.6	34 - 46	300153	.15-.205
74GG9011A	5	1947	590181	580084	1.6	34 - 46	300153	.15-.205
74GG9012	5	1947-48	590181	580084	1.6	34 - 46	300153	.15-.205
84GG9014A	5	1948	590181	580084	1.6	34 - 46	300153	.15-.205
94GG9014A	5	1949-50	590181	580084	1.6	34 - 46	300153	.15-.205

WARD'S - "SEA KING" (Cont'd)

Model No.	H.P.	Year	Magneto No.	Coil No.	Operating Amperage	Continuity Min. Max.	Condenser No.	Capacity Microfarads
15GG9014A	5	1951	580120	580118	1.6	30 - 40	510173	.18-.22
35GG9014A	5	1953	580120	580118	1.6	30 - 40	510173	.18-.22
45GG9014A	5	1954	580120	580118	1.6	30 - 40	510173	.18-.22
GG9001A	5	1955	580120	580118	1.6	30 - 40	510173	.18-.22
GG9001B	5	1955	580120	580118	1.6	30 - 40	510173	.18-.22
15GG9015A	5	1951	580120	580118	1.6	30 - 40	510173	.18-.22
25GG9015A	5	1952	580120	580118	1.6	30 - 40	510173	.18-.22
35GG9015A	5	1953	580120	580118	1.6	30 - 40	510173	.18-.22
45GG9015A	5	1954	580120	580118	1.6	30 - 40	510173	.18-.22
GG9013A	5	1955	580183	580118	1.6	30 - 40	510173	.18-.22
GG9001C	5	1955-56	580120	580118	1.6	30 - 40	510173	.18-.22
GG9002A	5	1956	580182	580118	1.6	30 - 40	510173	.18-.22
GG9002B	5	1956	580182	580118	1.6	30 - 40	510173	.18-.22
GG9003A	5	1957	580182	580118	1.6	30 - 40	510173	.18-.22
GG8960A	5	1957	580182	580118	1.6	30 - 40	510173	.18-.22
GG8977A	5	1958	580206	580118	1.6	30 - 40	510173	.18-.22
GG8963A	5	1959	580120	580118	1.6	30 - 40	510173	.18-.22
GG8934A	5	1959	580206	580118	1.6	30 - 40	510173	.18-.22
84GG9017A	12	1948	580047	580040	1.6	34 - 46	300153	.15-.205
94GG9017A	12	1949-50	580047	580040	1.6	34 - 46	300153	.15-.205
15GG9017A	12	1951	580120	580118	1.6	34 - 46	510173	.18-.22
35GG9017A	12	1953	580120	580118	1.6	34 - 46	510173	.18-.22
15GG9018A	12	1951	580120	580118	1.6	34 - 46	510173	.18-.22
25GG9018A	12	1952	580120	580118	1.6	34 - 46	510173	.18-.22
35GG9018A	12	1953	580120	580118	1.6	34 - 46	510173	.18-.22

WARD'S - "SEA KING" (Cont'd)

Model No.	H. P.	Year	Magneto No.	Coil No.	Operating Amperage	Continuity Min. Max.	Condenser No.	Capacity Microfarads
GG9016A	12	1954-55	580153	580118	1.6	34 - 46	510173	.18-.22
GG9016B	12	1956	580207	580118	1.6	34 - 46	510173	.18-.22
GG9016C	12	1957	580207	580118	1.6	34 - 46	510173	.18-.22
GG8978A	12	1957	580207	580118	1.6	34 - 46	510173	.18-.22
GG9021A	12	1956	580207	580118	1.6	34 - 46	510173	.18-.22
GG9021B	12	1956	580207	580118	1.6	34 - 46	510173	.18-.22
GG9024A	12	1956	580207	580118	1.6	34 - 46	510173	.18-.22
GG8971A	12	1957	580207	580118	1.6	34 - 46	510173	.18-.22
GG8971B	12	1957	580207	580118	1.6	34 - 46	510173	.18-.22
GG9005A	12	1957	580207	580118	1.6	34 - 46	510173	.18-.22
GG8978A	12	1958	580207	580118	1.6	34 - 46	510173	.18-.22
GG8981A	12	1958	580254	580118	1.6	34 - 46	510173	.18-.22
GG8935A	12	1959	580254	580118	1.6	34 - 46	510173	.18-.22
GG9019A	22	1955	580180	580118	1.6	30 - 40	510173	.18-.22
GG9020A	22	1955	580180	580118	1.6	30 - 40	510173	.18-.22
GG9019B	22	1955	580180	580118	1.6	30 - 40	510173	.18-.22
GG9020B	22	1955	580180	580118	1.6	30 - 40	510173	.18-.22
GG9022A	25	1956	580209	580118	1.6	30 - 40	510173	.18-.22
GG9022B	25	1956	580209	580118	1.6	30 - 40	510173	.18-.22
GG9023A	25	1956	580209	580118	1.6	30 - 40	510173	.18-.22
GG9023B	25	1956	580209	580118	1.6	30 - 40	510173	.18-.22
GG9025A	25	1957	580209	580118	1.6	30 - 40	510173	.18-.22
GG9026A	25	1957	580209	580118	1.6	30 - 40	510173	.18-.22
GG8985A	25	1958	580274	580118	1.6	30 - 40	510173	.18-.22

WARD'S - "SEA KING" (Cont'd)

Model No.	H. P.	Year	Magneto No.	Coil No.	Operating Amperage	Continuity Min. Max.	Condenser No.	Capacity Microfarads
GG8992A	25	1958	580274	580118	1.6	30 - 40	510173	.18-.22
GG8937A	25	1959	580274	580118	1.6	30 - 40	510173	.18-.22
GG8938A	25	1959	580274	580118	1.6	30 - 40	510173	.18-.22
GG8997A	35	1958	580275	580197	1.4	42 - 52	510173	.18-.22
GG8942A	35	1959	580275	580197	1.4	42 - 52	510173	.18-.22
GG8952A	35	1959	580275	580197	1.4	42 - 52	510173	.18-.22
GG8942B	35	1959	580275	580197	1.4	42 - 52	510173	.18-.22
GG8952B	35	1959	580275	580197	1.4	42 - 52	510173	.18-.22

WARD'S - "SEA KING" (Cont'd)

Model No.	H.P.	Year	Magneto No.	Coil No.	Operating Amperage	Continuity No.	Condensor No.	Capacity
GG8804A	3	1960	580128	580416	1.7	30 - 45	580321	.18-.22
GG8822A	5	1960	580206	580416	1.7	30 - 45	580321	.18-.22
GG8823A	15	1960	580270	580197	1.4	42 - 52	580422	.25-.29
GG8834A	25	1960	580274	580416	1.7	30 - 45	580321	.18-.22
GG8835A	25	1960	580274	580416	1.7	30 - 45	580321	.18-.22
GG8836A	35	1960	580307	580197	1.4	42 - 52	580422	.25-.29
GG8837A	35	1960	580307	580197	1.4	42 - 52	580422	.25-.29
-	60	1960	580319	580243	1.7	40 - 55	580256	.37-.41
GG8850A	60	1960	580319	580243	1.7	40 - 55	580256	.37-.41
GG18735A	3	1961	580128	580416	1.7	40 - 55	580321	.18-.22
GG18736A	5	1961	580206	580416	1.7	40 - 55	580321	.18-.22
GG18736B	5	1961	580206	580416	1.7	40 - 55	580321	.18-.22
GG18736C	5	1961	580206	580416	1.7	40 - 55	580321	.18-.22
GG18737A	15	1961	580270	580197	1.4	42 - 52	580422	.25-.29
GG18737B	15	1961	580270	580197	1.4	42 - 52	580422	.25-.29
GG18738A	25	1961	580274	580416	1.7	30 - 45	580321	.18-.22
GG18740A	25	1961	580274	580416	1.7	30 - 45	580321	.18-.22
GG18738B	25	1961	580274	580416	1.7	30 - 45	580321	.18-.22
GG18740B	25	1961	580274	580416	1.7	30 - 45	580321	.18-.22
GG18742A	40	1961	580333	580197	1.4	42 - 52	580321	.18-.22
GG18744A	40	1961	580333	580197	1.4	42 - 52	580321	.18-.22
-	60	1961	580319	580243	1.7	40 - 55	580256	.37-.41
GG18746A	60	1961	580319	580243	1.7	40 - 55	580256	.37-.41
-	60	1961	580319	580243	1.7	40 - 55	580256	.37-.41
GG18748A	60	1961	580319	580243	1.7	40 - 55	580256	.37-.41

WARD'S - "SEA KING" (Cont'd)

Model No.	H.P.	Year	Magneto No.	Coil No.	Operating Amperage	Continuity No.	Condensor No.	Capacity
GG18735B	3	1962	580128	580416	1.7	30 - 45	580321	.18-.22
GG18736D	5	1962	580206	580416	1.7	30 - 45	580321	.18-.22
GG18737C	15	1962	580434	580416	1.7	30 - 45	580422	.25-.29
GG18737D	15	1962	580254	580416	1.7	30 - 45	580321	.18-.22
GG18738C	25	1962	580274	580416	1.7	30 - 45	580321	.18-.22
-	25	1962	580274	580416	1.7	30 - 45	580321	.18-.22
GG18742B	40	1962	580415	580416	1.7	30 - 45	580422	.25-.29
GG18744B	40	1962	580415	580416	1.7	30 - 45	580422	.25-.29
GG18746C	60	1962	580319	580243	1.7	40 - 55	580256	.37-.41
GG18748C	60	1962	580319	580243	1.7	40 - 55	580256	.37-.41

ELGIN OUTBOARD MOTORS

Motor Model No.	H.P.	Year	Wico Coil No.	Operating Amp.	Coil Continuity Min.-Max.	Wico Cond. No.	Cond. Cap. Mfd.
571.58301	1-1/4	1946-51	X5345F	1.50	40 - 60	X5342F	.30 - .34
571.58201	2	1952	X7500	2.10	30 - 50	X5463	.16 - .20
571.58202	2	1953	X7500	2.10	30 - 50	X5463	.16 - .20
571.58211	2	1954-56	X7500	2.10	30 - 50	X5463	.16 - .20
571.58221	2	1957	X7500	2.10	30 - 50	X5463	.16 - .20
571.58231	2	1958	X7500	2.10	30 - 50	X9182	.26 - .30
571.58232	2	1958	X11406	2.10	43 - 54	X11397	.16 - .20
571.58401	2-1/2	1946-51	X7120	1.40	30 - 50	X5463F	.16 - .20
571.58501	3-1/2	1947	X5460F	1.50	30 - 50	X5463F	.16 - .20
571.58521	3-1/2	1947-48	X5460F	1.50	30 - 50	X5463F	.16 - .20
571.58541	5	1949	X5460F	1.50	30 - 50	X5463F	.16 - .20
571.58531	5	1950	X7120	1.40	30 - 50	X5463	.16 - .20
571.58551	5	1950	X5460F	1.50	30 - 50	X5463F	.16 - .20
571.58551	5	1950	X7120	1.40	30 - 50	X5463	.16 - .20
571.58561	5	1951-52	X7500	2.10	30 - 50	X5463	.16 - .20
571.58562	5	1953	X7500	2.10	30 - 50	X5463	.16 - .20
571.58571	5	1954-56	X7500	2.10	30 - 50	X9182	.26 - .30
571.58601	5-1/2	1947	X5460F	1.50	30 - 50	X5463F	.16 - .20
571.58611	5-1/2	1947	X5460F	1.50	30 - 50	X5463F	.16 - .20
571.58621	5-1/2	1948	X5460F	1.50	30 - 50	X5463F	.16 - .20
571.59501	5-1/2	1956	X7500	2.10	30 - 50	X9327	.26 - .30
571.59521	5-1/2	1957	X7500	2.10	30 - 50	X9327	.26 - .30
571.59531	5-1/2	1958	X7500	2.10	30 - 50	X9327	.26 - .30
571.59532	5-1/2	1958	X11406	2.10	40 - 60	X11397	.16 - .20
571.58721	6	1948	X5460F	1.50	30 - 50	X5463F	.16 - .20

ELGIN OUTBOARD MOTORS (Cont'd)

Motor Model No.	H.P.	Year	Wico Coil No.	Operating Amp.	Coil Continuity Min.-Max.	Wico Cond. No.	Cond. Cap. Mfd.
571.58701	6	1950	X5460F	1.50	30 - 50	X5463F	.16 - .20
571.58641	6	1951	X7500	2.10	30 - 50	X5463	.16 - .20
571.58642	6	1953	X7500	2.10	30 - 50	X5463	.16 - .20
571.58651	6	1954	X7500	2.10	30 - 50	X5463	.16 - .20
571.58652	6	1954	X7500	2.10	30 - 50	X5463	.16 - .20
571.58731	7-1/2	1949	X5460F	1.50	30 - 50	X5463F	.16 - .20
571.57741	7-1/2	1950	X7120	1.40	30 - 50	X5463	.16 - .20
571.58751	7-1/2	1951-52	X7500	2.10	30 - 50	X5463	.16 - .20
571.58761	7-1/2	1953	X7500	2.10	30 - 50	X5463	.16 - .20
571.58762	7-1/2	1954	X7500	2.10	30 - 50	X5463	.16 - .20
571.58771	7-1/2	1954	X5700	1.70	40 - 60	X5463	.16 - .20
571.58772	7-1/2	1954-55	X7500	2.10	30 - 50	X5463	.16 - .20
571.58711	7-1/2	1955	X7500	2.10	30 - 50	X5463	.16 - .20
571.59701	7-1/2	1956	X7500	2.10	30 - 50	X9327	.26 - .30
571.58781	7-1/2	1957	X7500	2.10	30 - 50	X5463	.16 - .20
571.59721	7-1/2	1957	X7500	2.10	30 - 50	X9327	.26 - .30
571.59731	7-1/2	1957	X7500	2.10	30 - 50	X9327	.26 - .30
571.58782	7-1/2	1958	X11406	2.10	40 - 60	X11397	.16 - .20
571.59732	7-1/2	1958	X11406	2.10	40 - 60	X11397	.16 - .20
571.58901	12	1955	X7500	2.10	30 - 50	X9327	.26 - .30
571.58911	12	1955	X7500	2.10	30 - 50	X9327	.26 - .30
571.58902	12	1956	X7500	2.10	30 - 50	X9327	.26 - .30
571.58912	12	1956	X7500	2.10	30 - 50	X9327	.26 - .30
571.58921	12	1956-57	X7500	2.10	30 - 50	X9327	.26 - .30
571.58941	12	1957	X7500	2.10	30 - 50	X9327	.26 - .30

ELGIN OUTBOARD MOTORS (Cont'd)

Motor Model No.	H. P.	Year	Wico Coil No.	Operating Amp.	Coil Continuity Min.-Max.	Wico Cond. No.	Cond. Cap. Mfd.
571.58942	12	1957	X7500	2.10	30 - 50	X9327	.26 - .30
571.58951	12	1957	X7500	2.10	30 - 50	X9327	.26 - .30
571.58952	12	1957	X7500	2.10	30 - 50	X9327	.26 - .30
571.58931	12	1958	X11406	2.10	40 - 60	X11397	.16 - .20
571.58961	12	1958	X7500	2.10	30 - 50	X9327	.26 - .30
571.58962	12	1958	X7500	2.10	30 - 50	X9327	.26 - .30
571.58971	12	1958	X7500	2.10	30 - 50	X9327	.26 - .30
571.58972	12	1958	X7500	2.10	30 - 50	X9327	.26 - .30

ELGIN OUTBOARD MOTORS (Cont'd)

Motor Model No.	H. P.	Year	Fairbanks-Morse Coil No.	Operating Amp.	Coil Continuity Min.-Max.	Fairbanks-Morse Cond. No.	Cond. Cap. Mfd.
571.58821	16	1950-51	DX2477	1.25	40 - 60	V2433	.38 - .43
571.58841	16	1950-51	DX2477	1.25	40 - 60	V2433	.38 - .43
571.58822	16	1952	DX2477	1.25	40 - 60	V2433	.38 - .43
571.58842	16	1952	DX2477	1.25	40 - 60	V2433	.38 - .43
571.58823	16	1953	EX2477	1.40	40 - 60	S2433	.28 - .33
571.58843	16	1953	EX2477	1.40	40 - 60	S2433	.28 - .33
571.58844	16	1953	EX2477	1.40	40 - 60	S2433	.28 - .33
571.58824	16	1954	EX2477	1.40	40 - 60	S2433	.28 - .33
571.58851	16	1954	EX2477	1.40	40 - 60	S2433	.28 - .33
571.58861	16	1954	EX2477	1.40	40 - 60	S2433	.28 - .33
571.59402	25	1956	LX2477	1.50	40 - 60	S2433	.28 - .33
571.59403	25	1956	LX2477	1.50	40 - 60	S2433	.28 - .33
571.59412	25	1956	LX2477	1.50	40 - 60	S2433	.28 - .33
571.59413	25	1956	LX2477	1.50	40 - 60	S2433	.28 - .33
571.59601	25	1956	LX2477	1.50	40 - 60	S2433	.28 - .33
571.59611	25	1956	LX2477	1.50	40 - 60	S2433	.28 - .33
571.59421	30	1957	LX2477	1.50	40 - 60	S2433	.28 - .33
571.59431	30	1957	LX2477	1.50	40 - 60	S2433	.28 - .33
571.59621	30	1957	LX2477	1.50	40 - 60	S2433	.28 - .33
571.59631	30	1957	LX2477	1.50	40 - 60	S2433	.28 - .33
571.59801	30	1957	LX2477	1.50	50 - 60	S2433	.28 - .33
571.59811	30	1957	LX2477	1.50	40 - 60	S2433	.28 - .33
571.59441	35	1958	LX2477	1.50	40 - 60	S2433	.28 - .33
571.59451	35	1958	LX2477	1.50	40 - 60	S2433	.28 - .33

ELGIN OUTBOARD MOTORS (Cont'd)

Model Number	H. P.	Year	Ignition Mfg.	Coil Number	Operating Amperage	Continuity Min. Max.	Condenser Number	Capacity Microfarads
571.59821	35	1958	Wico	X11563	0.75	40 - 60	X11337	.26-.30
571.59831	35	1958	Wico	X11563	0.75	40 - 60	X11337	.26-.30
571.59901	35	1958	Wico	X11563	0.75	40 - 60	X11337	.26-.30
571.59911	35	1958	Wico	X11563	0.75	40 - 60	X11337	.26-.30
574.60250	25	1959	Phelon	FG3755	2.5	40 - 60	FG3478	.18-.22
574.60270	25	1959	Phelon	FG3755	2.5	40 - 60	FG3478	.18-.22
574.60400	40	1959	Phelon	FG3755	2.5	40 - 60	FG3478	.18-.22
574.60420	40	1959	Phelon	FG3755	2.5	40 - 60	FG3478	.18-.22
574.60600	60	1959	Phelon	FG3681	1.8	55 - 75	FG3044	.24-.28
574.60610	60	1959	Phelon	FG3681	1.8	55 - 75	FG3044	.24-.28

ELGIN OUTBOARD MOTORS (Cont'd)

Model No.	HP	Year	Coil No.	Coil Manf.	Manf's No.	Oper. Amp.	Prim. Res. Min. Max.	Sec. Cont. Min. Max.	Cond. No.	Cond. Manf.	Manfs. No.	Capacity Micro-farads
A6BB	3.6	1960	138-134	Phelon	FG3689	2.5		40 - 60	138-115	Phelon	FG3693	.15-.19
A6KB	6.0	1960	134-134	McCul	Same	1.9		30 - 45	134-115	Wico	X12293	.18-.22
C6EB	7.5	1960	134-134	McCul	Same	1.9		30 - 45	134-115	Wico	X12293	.18-.22
A6FB	12.	1960	139-134	Phelon	FG4128	2.5		40 - 60	138-115	Phelon	FG3693	.15-.19
A6GB	25 M	1960	3685-113	Wico	X11352	2.0		40 - 60	3685-115	Wico	X11362	.26-.30
B6GB	25M	1960	3685-113	Wico	X11352	2.0		40 - 60	3685-115	Wico	X11362	.26-.30
C6GB	25E	1960	336B-134	McCul	Same	1.4	.55-.85	40 - 60	335B-115	Wico	X12264	.26-.30
D6GB	25E	1960	436B-134	McCul	Same	1.4	.55-.85	40 - 60	335B-115	Wico	X12264	.26-.30
A6HB	40M	1960	3685-113	Wico	X11352	2.0		40 - 60	3685-115	Wico	XX11362	.26-.30
B6HB	40M	1960	3685-113	Wico	X11352	2.0		40 - 60	3685-115	Wico	X11362	.26-.30
C6HB	40E	1960	336B-134	McCul	Same	1.4	.55-.85	40 - 60	335B-115	Wico	X12264	.26-.30
D6HB	40E	1960	436B-134	McCul	Same	1.4	.55-.85	40 - 60	335B-115	Wico	X12264	.26-.30
C6JB	60	1960	532-134	McCul	Same	1.4		45 - 60	332B-115	McCul	332B-115	.25-.27
D6JB	60	1960	532-134	McCul	Same	1.4		45 - 60	332B-115	McCul	332B-115	.25-.27
61600310	3.6	1961	138-134	Phelon	FG3689	2.5		40 - 60	138-115	Phelon	FG3693	.15-.19
61600610	6.0	1961	A3EC-134	McCul	Same	2.5		45 - 60	A3EC-115	Phelon	FG4477	.15-.19
61600710	7.5	1961	A3EC-134	McCul	Same	2.5		45 - 60	A3EC-115	Phelon	FG4477	.15-.19
61601210	14.1	1961	139-134	Phelon	FG4128	2.5		40 - 60	138-115	Phelon	FG3693	.15-.19
61602510	27.7M	1961	3685-113	Wico	X11352	2.0		40 - 60	3685-115	Wico	X11362	.26-.30
61602510	27.7	1961	3685-113	Wico	X11352	2.0		40 - 60	3685-115	Wico	X11362	.26-.30
61602530	27.7E	1961	C3HC-134	McCul	Same	1.4	.55-.85	45 - 55	335B-115	Wico	X12264	.26-.30
61602530	27.7E	1961	D3HC-134	McCul	Same	1.4	.55-.85	45 - 55	335B-115	Wico	X12264	.26-.30
61604030	43.7E	1961	C3HC-134	McCul	Same	1.4	.55-.85	45 - 55	335B-115	Wico	X12264	.26-.30
61604040	43.7E	1961	D3HC-134	McCul	Same	1.4	.55-.85	45 - 55	335B-115	Wico	X12264	.26-.30
61607030	75.2E	1961	C3JB-134	McCul	Same	1.4	.55-.85	45 - 55	332B-115	McCul	Same	.25-.27
61607040	75.2E	1961	C3JB-134	McCul	Same	1.4	.55-.85	45 - 55	332B-115	McCul	Same	.25-.27

ELGIN OUTBOARD MOTORS

** Fairbanks-Morse

* Wico

Litho in U.S. - 1962

588

Motor Model No.	H.P.	Year	Coil No.	Operating Amp.	Continuity Min. Max.	Cond. No.	Capacity Microfarads
571.58241	2	1959	* X11406	2.1	40 - 60	* X11397	.16-.20
571.58791	7-1/2	1959	* X11406	2.1	40 - 60	* X11397	.16-.20
571.58801	12	1959	* X11406	2.1	40 - 60	* X11397	.16-.20
571.58811	12	1959	* X11406	2.1	40 - 60	* X11397	.16-.20
571.58802	12	1959	* X11406	2.1	40 - 60	* X11397	.16-.20
571.58812	12	1959	* X11406	2.1	40 - 60	* X11397	.16-.20
571.58963	12	1959	* X11406	2.1	40 - 60	* X11397	.16-.20
571.58973	12	1959	* X11406	2.1	40 - 60	* X11397	.16-.20
571.58981	12	1959	* X11406	2.1	40 - 60	* X11397	.16-.20
571.58991	12	1959	* X11406	2.1	40 - 60	* X11397	.16-.20
571.59541	5-1/2	1959	* X11406	2.1	40 - 60	* X11397	.16-.20
571.59741	7-1/2	1959	* X11406	2.1	40 - 60	* X11397	.16-.20
571.58321	2	1960	* X11406	2.1	40 - 60	* X11397	.16-.20
571.59221	2	1960	* X11406	2.1	40 - 60	* X11397	.16-.20
571.59271	7-1/2	1960	* X11406	2.1	40 - 60	* X11397	.16-.20
571.59281	7-1/2	1960	* X11406	2.1	40 - 60	* X11397	.16-.20
571.59301	8	1960	* X11406	2.1	40 - 60	* X11397	.16-.20
571.59551	12	1960	* X11406	2.1	40 - 60	* X11397	.16-.20
571.59641	18	1960	* X12302	2.2	40 - 55	* X12303	.16-.20
571.59651	18	1960	* X12302	2.2	40 - 55	* X12303	.16-.20
571.59791	7-1/2	1960	* X11406	2.1	40 - 60	* X11397	.16-.20
571.59881	12	1960	* X11406	2.1	40 - 60	* X11397	.16-.20
571.58322	2	1961	* X12660	1.8	40 - 55	* X12174	.16-.20
571.58331	2	1962	* X12660	1.8	40 - 55	* X12174	.16-.20
571.58341	7-1/2	1962	* X11406	2.1	40 - 60	* X11397	.16-.20
571.58351	3-1/2	1962	* X12660	1.8	40 - 55	* X12174	.16-.20

ELGIN OUTBOARD MOTORS (Cont'd)

Model No.	HP	Year	Coil No.	Coil Manf.	Manf'ts. No.	Oper. Amp.	Prim. Res. Min. Max.	Sec. Cont. Min. Max.	Cond. No.	Cond. Manf.	Manfs. No.	Capacity Microfarads
62600310	3.6	1962	138-134	Phel	FG3689	2.5		40-60	138-115	Phel	FG3693	.15-.19
62600610	6.0	1962	A3EC-134	McC	Same	2.5		45-60	A3EC-115	Phel	FG4477	.15-.19
62600710	7.5	1962	A3EC-134	McC	Same	2.5		45-60	A3EC-115	Phel	FG4477	.15-.19
62601410	14.1	1962	139-134	Phel	FG4128	2.5		40-60	138-115	Phel	FG3693	.15-.19
62602810	27.7M	1962	3685-113	Wico	X11352	2.0		40-60	3685-115	Wico	X11362	.26-.30
62602830	27.7E	1962	C3HC-134	McC	Same	1.4	.55-.85	45-55	335B-115	Wico	X12264	.26-.30
	27.7E	1962	D3HC-134	McC	Same	1.4	.55-.85	45-55	335B-115	Wico	X12264	.26-.30
62604430	43.7E	1962	C3HC-134	McC	Same	1.4	.55-.85	45-55	335B-115	Wico	X12264	.26-.30
62604440	43.7E	1962	D3HC-134	McC	Same	1.4	.55-.85	45-55	335B-115	Wico	X12264	.26-.30
62607530	75.2E	1962	C3LC-134	McC	Same	1.4	.55-.85	45-55	332B-115	McC	Same	.25-.27
62607540	75.2E	1962	C3LC-134	McC	Same	1.4	.55-.85	45-55	332B-115	McC	Same	.25-.27

COMMODORE

* Wico

** Fairbanks-Morse

Motor Model No.	H. P.	Year	Coil No.	Operating Amp.	Continuity Min.-Max.	Cond. No.	Cond. Capacity Microfarads
23201	2	1961 & 1962	* X12660	1.8	40 - 55	* X12174	.16-.20
73201	7-1/2	1961 & 1962	* X11406	2.1	40 - 60	* X11397	.16-.20
103201	10	1961 & 1962	* X11406	2.1	40 - 60	* X11397	.16-.20
183201	18	1961 & 1962	* X12302	2.2	40 - 55	* X12303	
403201	40	1961 & 1962	** LX2477	1.5	40 - 60	** S2433	.28-.32

FIRESTONE

2291	2	1960	* X11406	2.1	40 - 60	* X11397	.16-.20
72001	7-1/2	1960	* X11406	2.1	40 - 60	* X11397	.16-.20
72002	7-1/2	1960	* X11406	2.1	40 - 60	* X11397	.16-.20
82001	8	1960	* X11406	2.1	40 - 60	* X11397	.16-.20
122021	12	1960	* X11406	2.1	40 - 60	* X11397	.16-.20
122022	12	1960	* X11406	2.1	40 - 60	* X11397	.16-.20
252121	25	1960	** LX2477	1.5	40 - 60	** S2433	.28-.32
402041	40	1960	* X11563	.75	40 - 60	* X11337	.26-.30
402941	40	1960	* X11563	.75	40 - 60	* X11337	.26-.30
2292	2	1961	* X12660	1.8	40 - 55	* X12174	.16-.20
72002	7-1/2	1961	* X11406	2.1	40 - 60	* X11397	.16-.20
82001	8	1961	* X11406	2.1	40 - 60	* X11397	.16-.20
122023	12	1961	* X11406	2.1	40 - 60	* X11397	.16-.20
252121	25	1961	** LX2477	1.5	40 - 60	** S2433	.28-.32
402042	40	1961	* X11563	.75	40 - 60	* X11337	.26-.30
402941	40	1961	* X11563	.75	40 - 60	* X11337	.26-.30

WEST BEND OUTBOARD MOTORS

Motor Model No.	H. P.	Year	Wico Coil No.	Operating Amp.	Coil Continuity Min.-Max.	Wico Cond. No.	Cond. Cap. Mfd.
160211	2	1956	X7500	2.10	30 - 50	X5463	.16 - .20
160221	2	1957	X7500	2.10	30 - 50	X9182	.26 - .30
2801	2	1958	X7500	2.10	30 - 50	X9182	.26 - .30
2802	2	1958	X11406	2.10	40 - 60	X11397	.16 - .20
160501	5-1/2	1956	X7500	2.10	30 - 50	X9327	.26 - .30
160511	5-1/2	1956	X7500	2.10	30 - 50	X9327	.26 - .30
160521	6	1957	X7500	2.10	30 - 50	X9327	.26 - .30
160531	6	1957	X7500	2.10	30 - 50	X9327	.26 - .30
6801	6	1958	X7500	2.10	30 - 50	X9327	.26 - .30
6802	6	1958	X11406	2.10	40 - 60	X11397	.16 - .20
160701	7-1/2	1956	X7500	2.10	30 - 50	X9327	.26 - .30
160711	7-1/2	1956	X7500	2.10	30 - 50	X9327	.26 - .30
160721	8	1957	X7500	2.10	30 - 50	X9327	.26 - .30
160731	8	1957	X7500	2.10	30 - 50	X9327	.26 - .30
8801	8	1958	X7500	2.10	30 - 50	X9327	.26 - .30
8802	8	1958	X11406	2.10	40 - 60	X11397	.16 - .20
160902	12	1956	X7500	2.10	30 - 50	X9327	.26 - .30
160912	12	1956	X7500	2.10	30 - 50	X9327	.26 - .30
160941	12	1957	X7500	2.10	30 - 50	X9327	.26 - .30
160951	12	1957	X7500	2.10	30 - 50	X9327	.26 - .30
12801	12	1958	X7500	2.10	30 - 50	X9327	.26 - .30
12811	12	1958	X7500	2.10	30 - 50	X9327	.26 - .30
12802	12	1958	X11406	2.10	40 - 60	X11397	.16 - .20
12812	12	1958	X11406	2.10	40 - 60	X11397	.16 - .20
35841	35	1958	X11563	0.75	40 - 60	X11337	.26 - .30
35851	35	1958	X11563	0.75	40 - 60	X11337	.26 - .30
35861	35	1958	X11563	0.75	40 - 60	X11337	.26 - .30
35871	35	1958	X11563	0.75	40 - 60	X11337	.26 - .30

WEST BEND OUTBOARD MOTORS (Cont'd)

Mótor Model No.	H.P.	Year	Fairbanks-Morse Coil No.	Operating Amp.	Coil Continuity Min.-Max.	Fairbanks-Morse Cond. No.	Cond. Cap. Mfd.
1609403	25	1956	LX2477	1.50	40 - 60	S2433	.28 - .33
1609413	25	1956	LX2477	1.50	40 - 60	S2433	.28 - .33
1609602	25	1956	LX2477	1.50	40 - 60	S2433	.28 - .33
1609612	25	1956	LX2477	1.50	40 - 60	S2433	.28 - .33
160421	30	1957	LX2477	1.50	40 - 60	S2433	.28 - .33
160431	30	1957	LX2477	1.50	40 - 60	S2433	.28 - .33
160621	30	1957	LX2477	1.50	40 - 60	S2433	.28 - .33
160631	30	1957	LX2477	1.50	40 - 60	S2433	.28 - .33
160801	30	1957	LX2477	1.50	40 - 60	S2433	.28 - .33
160811	30	1957	LX2477	1.50	40 - 60	S2433	.28 - .33
35801	35	1958	LX2477	1.50	40 - 60	S2433	.28 - .33
35811	35	1958	LX2477	1.50	40 - 60	S2433	.28 - .33
35821	35	1958	LX2477	1.50	40 - 60	S2433	.28 - .33
35831	35	1958	LX2477	1.50	40 - 60	S2433	.28 - .33
			WICO			WICO	
BATTERY IGNITION	40 - 80	1957-60	X11563	0.75	40 - 60	X11337	.26 - .30

* Wico

WEST BEND OUTBOARD MOTORS

** Fairbanks-Morse

Motor Model No.	H. P.	Year	Coil No.	Operating Amp.	Continuity Min. Max.	Cond. No.	Cond. Capacity Microfarads
2901	2	1959	* X11406	2.1	40 - 60	* X11397	.16-.20
6901	6	1959	* X11406	2.1	40 - 60	* X11397	.16-.20
6911	6	1959	* X11406	2.1	40 - 60	* X11397	.16-.20
6902	6	1959	* X11406	2.1	40 - 60	* X11397	.16-.20
6912	6	1959	* X11406	2.1	40 - 60	* X11397	.16-.20
8901	8	1959	* X11406	2.1	40 - 60	* X11397	.16-.20
8911	8	1959	* X11406	2.1	40 - 60	* X11397	.16-.20
8902	8	1959	* X11406	2.1	40 - 60	* X11397	.16-.20
8912	8	1959	* X11406	2.1	40 - 60	* X11397	.16-.20
12901	12	1959	* X11406	2.1	40 - 60	* X11397	.16-.20
12911	12	1959	* X11406	2.1	40 - 60	* X11397	.16-.20
12902	12	1959	* X11406	2.1	40 - 60	* X11397	.16-.20
12912	12	1959	* X11406	2.1	40 - 60	* X11397	.16-.20
16901	16	1959	* X11406	2.1	40 - 60	* X11397	.16-.20
16911	16	1959	* X11406	2.1	40 - 60	* X11397	.16-.20
16902	16	1959	* X11406	2.1	40 - 60	* X11397	.16-.20
16912	16	1959	* X11406	2.1	40 - 60	* X11397	.16-.20
35901	35	1959	** LX2477	1.5	40 - 60	** S2433	.28-.32
35911	35	1959	** LX2477	1.5	40 - 60	** S2433	.28-.32
35921	35	1959	** LX2477	1.5	40 - 60	** S2433	.28-.32
35931	35	1959	** LX2477	1.5	40 - 60	** S2433	.28-.32
35941	35	1959	** LX2477	1.5	40 - 60	** S2433	.28-.32
35951	35	1959	** LX2477	1.5	40 - 60	** S2433	.28-.32
35961	35	1959	* X11563	.75	40 - 60	* X11337	.26-.30
35971	35	1959	* X11563	.75	40 - 60	* X11337	.26-.30
35981	35	1959	* X11563	.75	40 - 60	* X11337	.26-.30

SMA

Litho in U.S. - 1962

* Wico

WEST BEND OUTBOARD MOTORS (Cont'd)

** Fairbanks-Morse

Motor Model No.	H. P.	Year	Coil. No.	Operating Amp.	Continuity Min. Max.	Cond. No.	Cond. Capacity Microfarad
35991	35	1959	* X11563	.75	40 - 60	* X11337	.26-.30
35982	35	1959	* X11563	.75	40 - 60	* X11337	.26-.30
35992	35	1959	* X11563	.75	40 - 60	* X11337	.26-.30
40901	40	1959	** LX2477	1.5	40 - 60	** S2433	.28-.32
40911	40	1959	** LX2477	1.5	40 - 60	** S2433	.28-.32
40902	40	1959	** LX2477	1.5	40 - 60	** S2433	.28-.32
40912	40	1959	** LX2477	1.5	40 - 60	** S2433	.23-.32
40961	40	1959	* X11563	.75	40 - 60	* X11337	.26-.30
40971	40	1959	* X11563	.75	40 - 60	* X11337	.26-.30
40962	40	1959	* X11563	.75	40 - 60	* X11337	.26-.30
40972	40	1959	* X11563	.75	40 - 60	* X11337	.26-.30
40963	40	1959	* X11563	.75	40 - 60	* X11337	.26-.30
40973	40	1959	* X11563	.75	40 - 60	* X11337	.26-.30
2901	2	1960	* X11406	2.1	40 - 60	* X11397	.16-.20
7001	7-1/2	1960	* X11406	2.1	40 - 60	* X11397	.16-.20
7002	7-1/2	1960	* X11406	2.1	40 - 60	* X11397	.16-.20
8001	8	1960	* X11406	2.1	40 - 60	* X11397	.16-.20
12021	12	1960	* X11406	2.1	40 - 60	* X11397	.16-.20
12031	12	1960	* X11406	2.1	40 - 60	* X11397	.16-.20
18001	18	1960	* X12302	2.2	40 - 55	* X12303	.16-.20
18011	18	1960	* X12302	2.2	40 - 55	* X12303	.16-.20
25021	25	1960	** LX2477	1.5	40 - 60	** S 2433	.28-.32
25031	25	1960	** LX2477	1.5	40 - 60	** S 2433	.28-.32
40001	40	1960	** LX2477	1.5	40 - 60	** S 2433	.28-.32
40011	40	1960	** LX2477	1.5	40 - 60	** S 2433	.28-.32

* Wico

WEST BEND OUTBOARD MOTORS (Cont'd)

** Fairbanks-Morse

Motor Model No.	H. P.	Year	Coil No.	Operating Amp.	Continuity Min.-Max.	Cond. No.	Cond. Capacity Microfarads
40021	40	1960	** LX2477	1.5	40 - 60	** S2433	.28-.32
40031	40	1960	** LX2477	1.5	40 - 60	** S2433	.28-.32
40061	40	1960	* X11563	.75	40 - 60	* X11337	.26-.30
40071	40	1960	* X11563	.75	40 - 60	* X11337	.26-.30
2101	2	1961	* X12660	1.8	40 - 55	* X12174	.16-.20
2102	2	1961	* X11406	2.1	40 - 60	* X11397	.16-.20
7001	7-1/2	1961	* X11406	2.1	40 - 60	* X11397	.16-.20
7002	7-1/2	1961	* X11406	2.1	40 - 60	* X11397	.16-.20
12101	12	1961	* X11406	2.1	40 - 60	* X11397	.16-.20
12102	12	1961	* X11406	2.1	40 - 60	* X11397	.16-.20
18101	18	1961	* X12302	2.2	40 - 55	* X12303	.16-.20
18111	18	1961	* X12302	2.2	40 - 55	* X12303	.16-.20
18102	18	1961	* X12302	2.2	40 - 55	* X12303	.16-.20
18112	18	1961	* X12302	2.2	40 - 55	* X12303	.16-.20
25121	25	1961	** LX2477	1.5	40 - 60	** S2433	.28-.32
25131	25	1961	** LX2477	1.5	40 - 60	** S2433	.28-.32
25122	25	1961	** LX2477	1.5	40 - 60	** S2433	.28-.32
25132	25	1961	** LX2477	1.5	40 - 60	** S2433	.28-.32
40101	40	1961	** LX2477	1.5	40 - 60	** S2433	.28-.32
40111	40	1961	** LX2477	1.5	40 - 60	** S2433	.28-.32
40102	40	1961	** LX2477	1.5	40 - 60	** S2433	.28-.32
40112	40	1961	** LX2477	1.5	40 - 60	** S2433	.28-.32
40121	40	1961	** LX2477	1.5	40 - 60	** S2433	.28-.32
40131	40	1961	** LX2477	1.5	40 - 60	** S2433	.28-.32
40122	40	1961	** LX2477	1.5	40 - 60	** S2433	.28-.32
40132	40	1961	** LX2477	1.5	40 - 60	** S2433	.28-.32

60C

Litho in U.S. - 1962

WEST BEND INDUSTRIAL ENGINES

* Wico

** Fairbanks-Morse

Motor Model No.	Coil No.	Operating Amp.	Coil Continuity Min.-Max.	Cond. No.	Cond. Capacity Microfarads
2725	* X11260	1.8	40 - 55	* X11000	.16-.23
2760	* X11260	1.8	40 - 55	* X11000	.16-.23
2761	* X11260	1.8	40 - 55	* X11000	.16-.23
27612	* X11260	1.8	40 - 55	* X11000	.16-.23
2762	* X11260	1.8	40 - 55	* X11000	.16-.23
2763	* X11260	1.8	40 - 55	* X11000	.16-.23
2764	* X11260	1.8	40 - 55	* X11000	.16-.23
2785	* X9055	2.1	35 - 55	* X9100	.26-.30
27882	* X11260	1.8	40 - 55	* X11000	.16-.23
27883	* X11260	1.8	40 - 55	* X11000	.16-.23
27812	* X11260	1.8	40 - 55	* X11000	.16-.23
27813	* X11260	1.8	40 - 55	* X11000	.16-.23
27822	* X11260	1.8	40 - 55	* X11000	.16-.23
27823	* X11260	1.8	40 - 55	* X11000	.16-.23
27824	* X11260	1.8	40 - 55	* X11000	.16-.23
27825	* X11260	1.8	40 - 55	* X11000	.16-.23
27854	* X11260	1.8	40 - 55	* X11000	.16-.23
58001	* X11260	1.8	40 - 55	* X11000	.16-.23
58002	* X11260	1.8	40 - 55	* X11000	.16-.23
58003	* X11260	1.8	40 - 55	* X11000	.16-.23
58004	* X11260	1.8	40 - 55	* X11000	.16-.23
58006	* X11260	1.8	40 - 55	* X11000	.16-.23
58007	* X11260	1.8	40 - 55	* X11000	.16-.23
58008	* X11260	1.8	40 - 55	* X11000	.16-.23
58009	* X11260	1.8	40 - 55	* X12508	.16-.20
58010	* X11260	1.8	40 - 55	* X12508	.16-.20
58011	* X11260	1.8	40 - 55	* X12508	.16-.20
58012	* X11260	1.8	40 - 55	* X12508	.16-.20
58013	* X11260	1.8	40 - 55	* X12508	.16-.20
58015	* X11260	1.8	40 - 55	* X12508	.16-.20
58016	* X11260	1.8	40 - 55	* X11000	.16-.23
58017	* X11260	1.8	40 - 55	* X11000	.16-.23
70001	* X11260	1.8	40 - 55	* X11000	.16-.23
70002	* X11260	1.8	40 - 55	* X11000	.16-.23
70006	* X11260	1.8	40 - 55	* X12508	.16-.20
70007	* X11260	1.8	40 - 55	* X11000	.16-.23
70008	* X11260	1.8	40 - 55	* X11000	.16-.23
70009	* X11260	1.8	40 - 55	* X12508	.16-.20
70010	* X11260	1.8	40 - 55	* X12508	.16-.20
70012	* X11260	1.8	40 - 55	* X12508	.16-.20
70013	* X11260	1.8	40 - 55	* X12508	.16-.20
61001	* X13313	1.8	50 - 60	* X13299	.16-.20
61002	* X13313	1.8	50 - 60	* X13299	.16-.20
82001	* X13313	1.8	50 - 60	* X13299	.16-.20
82002	* X13313	1.8	50 - 60	* X13299	.16-.20

WEST BEND INDUSTRIAL ENGINES

Motor Model No.	Wico Coil No.	Operating Amp.	Coil Continuity Min.-Max.	Wico Cond. No.	Cond. Cap. Mfd.
2700	X7467	1.80	30 - 50	X7461	.10 - .15
2704	X7467	1.80	30 - 50	X7461	.10 - .15
2706	*X9055	2.10	40 - 50	X8959	.16 - .20
2723	*X9055	2.10	40 - 50	X8959	.16 - .20
2726	X11260	1.75	30 - 50	X11000	.16 - .20
2727	X11260	1.75	30 - 50	X11000	.16 - .20
2728	X11260	1.75	30 - 50	X11000	.16 - .20
2729	X11260	1.75	30 - 50	X11000	.16 - .20
2730	X11260	1.75	30 - 50	X11000	.16 - .20
2731	X11260	1.75	30 - 50	X11000	.16 - .20
2732	X11260	1.75	30 - 50	X11000	.16 - .20
2733	X11260	1.75	30 - 50	X11000	.16 - .20
2734	X11260	1.75	30 - 50	X11000	.16 - .20
2735	X11260	1.75	30 - 50	X11000	.16 - .20
2736	X11260	1.75	30 - 50	X11000	.16 - .20
2738	X11260	1.75	30 - 50	X11000	.16 - .20
2740	X11260	1.75	30 - 50	X11000	.16 - .20
2742	X11260	1.75	30 - 50	X11000	.16 - .20
2744	X11260	1.75	30 - 50	X11000	.16 - .20
2752	X7536	1.90	38 - 58	X7529	.16 - .20
2756	*X9055	2.10	35 - 55	X9100	.26 - .30
27562	X11260	1.75	30 - 50	X11000	.16 - .20
2770	X7536	1.90	38 - 58	X9100	.26 - .30
2770	*X9055	2.10	35 - 55	X9100	.26 - .30
2771	*X9055	2.10	35 - 55	X9100	.26 - .30
27712	X11260	1.75	30 - 50	X11000	.16 - .20
2772	X7536	1.90	38 - 58	X9100	.26 - .30
2772	*X9055	2.10	35 - 55	X9100	.26 - .30
2772	X11260	1.75	30 - 50	X11000	.16 - .20
27722	X11260	1.75	30 - 50	X11000	.16 - .20
2774	X7536	1.90	38 - 58	X9100	.26 - .30
2774	*X9055	2.10	35 - 55	X9100	.26 - .30
2774	X11260	1.75	30 - 50	X11000	.16 - .20
27742	X11260	1.75	30 - 50	X11000	.16 - .20
2775	*X9055	2.10	35 - 55	X9100	.26 - .30
2777	X7467	1.80	30 - 50	X7461	.10 - .15
2778	*X9055	2.10	35 - 55	X9100	.26 - .30
2778-1	*X9055	2.10	35 - 55	X9100	.26 - .30
2779	*X9055	2.10	35 - 55	X9100	.26 - .30
2780	*X9055	2.10	35 - 55	X9100	.26 - .30
2781	*X9055	2.10	35 - 55	X9100	.26 - .30
2782	*X9055	2.10	35 - 55	X9100	.26 - .30
2783	*X9055	2.10	35 - 55	X9100	.26 - .30
2784	*X9055	2.10	35 - 55	X9100	.26 - .30
2785	*X9055	2.10	35 - 55	X9100	.26 - .30
27852	X11260	1.75	30 - 50	X11000	.16 - .20
2786	*X9055	2.10	35 - 55	X9100	.26 - .30
2787	*X9055	2.10	35 - 55	X9100	.26 - .30
2788	*X9055	2.10	35 - 55	X9100	.26 - .30
2788	X11260	1.75	30 - 50	X11000	.16 - .20

* Replace with Wico Coil No. X9692.

GOODYEAR'S - "SEA BEE"

Model No.	H.P.	Year	Magneto No.	Coil No.	Operating Amperage	Continuity Min. Max.	Condenser No.	Capacity Microfarads
025-3562	1.5	1948-49	580032	580084	1.6	34 - 46	300153	.15-.205
025-3562A	1.5	1949	580032	580084	1.6	34 - 46	300153	.15-.205
025-3555	3	1945-46	590189	580084	1.6	34 - 46	300153	.15-.205
1G1	3	1947	590189	580084	1.6	34 - 46	300153	.15-.205
1G4	3	1947-48	590189	580084	1.6	34 - 46	300153	.15-.205
025-3563	3	1948-49	590189	580084	1.6	34 - 46	300153	.15-.205
025-3566	3	1949-50	580077	580084	1.6	34 - 46	300153	.15-.205
025-3567 (3D10G)	3	1951-53	580128	580118	1.6	30 - 40	510173	.18-.22
025-3567 (3D11G)	3	1953	580128	580118	1.6	30 - 40	510173	.18-.22
025-3574	3	1954-55	580128	580118	1.6	30 - 40	510173	.18-.22
025-3574 (3D12G)	3	1955	580128	580118	1.6	30 - 40	510173	.18-.22
225-3606 (3D13G)	3	1956	580128	580118	1.6	30 - 40	510173	.18-.22
225-3612 (3D14G)	3	1957	580128	580118	1.6	30 - 40	510173	.18-.22
225-3619 (3619)	3	1958-59	580128	580118	1.6	30 - 40	510173	.18-.22
025-3550	5	1945-46	590181	580084	1.6	34 - 46	300153	.15-.205
2G2	5	1947	590181	580084	1.6	34 - 46	300153	.15-.205
2G3	5	1948	590181	580084	1.6	34 - 46	300153	.15-.205
025-3564	5	1948	590181	580084	1.6	34 - 46	300153	.15-.205
025-3564A	5	1949-50	590181	580084	1.6	34 - 46	300153	.15-.205
025-3569	5	1951-53	580120	580118	1.6	30 - 40	510173	.18-.22
025-3568	5	1951-54	580120	580118	1.6	30 - 40	510173	.18-.22
025-3573	5	1954	580120	580118	1.6	30 - 40	510173	.18-.22
025-3602 (5S11G)	5	1955	580120	580118	1.6	30 - 40	510173	.18-.22
025-3603 (5D11G)	5	1955	580183	580118	1.6	30 - 40	510173	.18-.22

GOODYEAR'S - "SEA BEE" (Cont'd)

Model No.	H. P.	Year	Magneto No.	Coil No.	Operating Amperage	Continuity Min. Max.	Condenser No.	Capacity Microfarads
225-3607 (5S12G)	5	1956	580120	580118	1.6	30 - 40	510173	.18-.22
225-3608 (5D12G)	5	1956	580182	580118	1.6	30 - 40	510173	.18-.22
225-3608 (5D13G)	5	1956	580182	580118	1.6	30 - 40	510173	.18-.22
225-3613 (5S13G)	5	1957	580120	580118	1.6	30 - 40	510173	.18-.22
225-3614 (5D14G)	5	1957	580182	580118	1.6	30 - 40	510173	.18-.22
225-3620	5	1958	580120	580118	1.6	30 - 40	510173	.18-.22
225-3621	5	1958	580206	580118	1.6	30 - 40	510173	.18-.22
225-3450	5	1959	580206	580118	1.6	30 - 40	510173	.18-.22
23 025-3565	12	1948	580047	580040	1.6	30 - 40	300153	.15-.205
025-3565A	12	1949-50	580047	580040	1.6	30 - 40	300153	.15-.205
025-3570	12	1951-53	580120	580118	1.6	30 - 40	510173	.18-.22
025-3571	12	1951-53	580120	580118	1.6	30 - 40	510173	.18-.22
25-3572	12	1954-55	580153	580118	1.6	30 - 40	510173	.18-.22
225-3609 (12D13G)	12	1956	580207	580118	1.6	30 - 40	510173	.18-.22
225-3609 (12D14G)	12	1956	580207	580118	1.6	30 - 40	510173	.18-.22
225-3615 (12D15G)	12	1957	580207	580118	1.6	30 - 40	510173	.18-.22
225-3615 (12D16G)	12	1957	580207	580118	1.6	30 - 40	510173	.18-.22
226-3622	12	1958	580254	580118	1.6	30 - 40	510173	.18-.22
225-3451	12	1959	580254	580118	1.6	30 - 40	510173	.18-.22
25-3604 (22D10G)	22	1955	580180	580118	1.6	30 - 40	510173	.18-.22
25-3605 (22DE10G)	22	1955	580180	580118	1.6	30 - 40	510173	.18-.22
25-3604 (22E12G)	22	1955	580180	580118	1.6	30 - 40	510173	.18-.22
25-3605 (22DE12G)	22	1955	580180	580118	1.6	30 - 40	510173	.18-.22

GOODYEAR'S - "SEA BEE" (Cont'd)

Model No.	H. P.	Year	Magneto No.	Coil No.	Operating Amperage	Continuity Min. Max.	Condenser No.	Capacity Microfarads
225-3610 (22D11G)	25	1956	580209	580118	1.6	30 - 40	510173	.18-.22
225-3610 (22D13G)	25	1956	580209	580118	1.6	30 - 40	510173	.18-.22
225-3611 (22DE11G)	25	1956	580209	580118	1.6	30 - 40	510173	.18-.22
225-3611 (22DE13G)	25	1956	580209	580118	1.6	30 - 40	510173	.18-.22
225-3616 (22D14G)	25	1957	580209	580118	1.6	30 - 40	510173	.18-.22
225-3617 (22DE14G)	25	1957	580209	580118	1.6	30 - 40	510173	.18-.22
225-3623	25	1958	580274	580118	1.6	30 - 40	510173	.18-.22
225-3624	25	1958	580274	580118	1.6	30 - 40	510173	.18-.22
225-3452	25	1959	580274	580118	1.6	30 - 40	510173	.18-.22
225-3453	25	1959	580274	580118	1.6	30 - 40	510173	.18-.22
225-3454	35	1959	580275	580197	1.4	42 - 52	510173	.18-.22
225-3455	35	1959	580275	580197	1.4	42 - 52	510173	.18-.22
225-3454A	35	1959	580275	580197	1.4	42 - 52	510173	.18-.22
225-3455A	35	1959	580275	580197	1.4	42 - 52	510173	.18-.22

SPIEGEL'S - "BROOKLURE"

Model No.	H. P.	Year	Magneto No.	Coil No.	Operating Amperage	Continuity Min. Max.	Condenser No.	Capacity Microfarads
230-50-1	1.5	1950	580032	580084	1.6	34 - 46	300153	.15-.205
230-50-3	3	1950	580077	580084	1.6	34 - 46	300153	.15-.205
230-51-3D	3	1951-53	580128	580118	1.6	30 - 40	510173	.18-.22
230-51-3DA	3	1953-55	580128	580118	1.6	30 - 40	510173	.18-.22
230-51-3DB	3	1955	580128	580118	1.6	30 - 40	510173	.18-.22
50-T-3341	3	1956	580128	580118	1.6	30 - 40	510173	.18-.22
50-T-3337	3	1957	580128	580118	1.6	30 - 40	510173	.18-.22
50-Z-3323	3	1958	580128	580118	1.6	30 - 40	510173	.18-.22
230-50-5	5	1950	590181	580084	1.6	34 - 46	300153	.15-.205
230-51-5S	5	1951-54	580120	580118	1.6	30 - 40	510173	.18-.22
230-51-5D	5	1951-54	580120	580118	1.6	30 - 40	510173	.18-.22
230-55-5D	5	1955	580183	580118	1.6	30 - 40	510173	.18-.22
50-T-3342	5	1956	580120	580118	1.6	30 - 40	510173	.18-.22
50-T-3343	5	1956	580182	580118	1.6	30 - 40	510173	.18-.22
50-T-3343A	5	1956	580182	580118	1.6	30 - 40	510173	.18-.22
50-T-3343B	5	1957	580182	580118	1.6	30 - 40	510173	.18-.22
50-Z-3324	5	1958	580206	580118	1.6	30 - 40	510173	.18-.22
230-50-12	12	1950	580047	580040	1.6	34 - 46	300153	.15-.205
230-51-12D	12	1951-53	580120	580118	1.6	30 - 40	510173	.18-.22
230-51-12S	12	1953	580120	580118	1.6	30 - 40	510173	.18-.22
230-53-12D	12	1954	580153	580118	1.6	30 - 40	510173	.18-.22
50-T-3344	12	1956	580207	580118	1.6	30 - 40	510173	.18-.22

SPIEGEL'S - "BROOKLURE" (Cont'd)

Model No.	H. P.	Year	Magneto No.	Coil No.	Operating Amperage	Continuity Min. Max.	Condenser No.	Capacity Microfarads
50-T-3338	12	1957	580207	580118	1.6	30 - 40	510173	.18-.22
50-Z-3325	12	1958	580254	580118	1.6	30 - 40	510173	.18-.22
230-55-22DS	22	1955	580180	580118	1.6	30 - 40	510173	.18-.22
230-55-22DE	22	1955	580180	580118	1.6	30 - 40	510173	.18-.22
50-T-3345	25	1956	580209	580118	1.6	30 - 40	510173	.18-.22
50-T-3346	25	1956	580209	580118	1.6	30 - 40	510173	.18-.22
50-T-3339	25	1957	580209	580118	1.6	30 - 40	510173	.18-.22
50-T-3340	25	1957	580209	580118	1.6	30 - 40	510173	.18-.22
50-Z-3326	25	1958	580274	580118	1.6	30 - 40	510173	.18-.22
50-Z-3327	25	1958	580274	580118	1.6	30 - 40	510173	.18-.22

ATLAS - "ROYAL"

Model No.	H.P.	Year	Magneto No.	Coil No.	Operating Amperage	Continuity Min. Max.	Condenser No.	Capacity Microfarads
1A5	1.5	1948-49	580032	580084	1.6	34 - 46	300153	.15-.205
1A9	3	1950	580077	580084	1.6	34 - 46	300153	.15-.205
3D10A	3	1952-53	580128	580118	1.6	30 - 40	510173	.18-.22
3D11A	3	1953-55	580128	580118	1.6	30 - 40	510173	.18-.22
3D12A	3	1955	580128	580118	1.6	30 - 40	510173	.18-.22
3D13A	3	1956	580128	580118	1.6	30 - 40	510173	.18-.22
2A3	5	1947-48	590181	580084	1.6	34 - 46	300153	.15-.205
2A7	5	1949-50	590181	580084	1.6	34 - 46	300153	.15-.205
5D10A	5	1951-54	580120	580118	1.6	30 - 40	510173	.18-.22
5S10A	5	1953-54	580120	580118	1.6	30 - 40	510173	.18-.22
5S11A	5	1955	580120	580118	1.6	30 - 40	510173	.18-.22
5D11A	5	1955	580183	580118	1.6	30 - 40	510173	.18-.22
5D12A	5	1956	580120	580118	1.6	30 - 40	510173	.18-.22
5D13A	5	1956	580182	580118	1.6	30 - 40	510173	.18-.22
2A8	12	1948-50	580047	580040	1.6	30 - 40	300153	.15-.205
12D10A	12	1951-53	580120	580118	1.6	30 - 40	510173	.18-.22
12D11A	12	1954-55	580153	580118	1.6	30 - 40	510173	.18-.22
12D13A	12	1956	580207	580118	1.6	30 - 40	510173	.18-.22
22D10A	22	1955	580180	580118	1.6	30 - 40	510173	.18-.22
22DE10A	22	1955	580180	580118	1.6	30 - 40	510173	.18-.22

ATLAS - "ROYAL" (Cont'd)

Model No.	H.P.	Year	Magneto No.	Coil No.	Operating Amperage	Continuity Min.Max.	Condenser No.	Capacity Microfarads
22D12A	22	1955	580180	580118	1.6	30 - 40	510173	.18-.22
22DE12A	22	1955	580180	580118	1.6	30 - 40	510173	.18-.22
25D11A	25	1956	580209	580118	1.6	30 - 40	510173	.18-.22
25D13A	25	1956	580209	580118	1.6	30 - 40	510173	.18-.22
25DE11A	25	1956	580209	580118	1.6	30 - 40	510173	.18-.22
25DE13A	25	1956	580209	580118	1.6	30 - 40	510173	.18-.22

GAMBLE'S - "HIAWATHA"

Model No.	H. P.	Year	Magneto No.	Coil No.	Operating Amperage	Continuity Min. Max.	Condenser No.	Capacity Microfarads
840-MI-25-7945A	1.5	1948-49	580032	580084	1.6	34 - 46	300153	.15-.205
25-3258	3	1945-46	590189	580084	1.6	34 - 46	300153	.15-.205
25-7955	3	1947	590189	580084	1.6	34 - 46	300153	.15-.205
47-3S	3	1947	590189	580084	1.6	34 - 46	300153	.15-.205
25-7956	3	1947-48	590189	580084	1.6	34 - 46	300153	.15-.205
840-MI-25-7957A	3	1948-49	590189	580084	1.6	34 - 46	300153	.15-.205
050-MI-25-7958A	3	1949-50	580077	580084	1.6	34 - 46	300153	.15-.205
150-MI-25-7959A	3	1951	580128	580118	1.6	30 - 40	510173	.18-.22
350-MI-25-7959B	3	1953	580128	580118	1.6	30 - 40	510173	.18-.22
350-MI-25-7959B	3	1953	580128	580118	1.6	30 - 40	510173	.18-.22
450-MI-25-7959A	3	1954	580128	580118	1.6	30 - 40	510173	.18-.22
550-MI-25-7959A	3	1955	580128	580118	1.6	30 - 40	510173	.18-.22
50-SA	5	1945-46	590181	580084	1.6	34 - 46	300153	.15-.205
50-DLA	5	1945-46	590181	580084	1.6	34 - 46	300153	.15-.205
47-5D	5	1947	590181	580084	1.6	34 - 46	300153	.15-.205
25-7970	5	1947	590181	580084	1.6	34 - 46	300153	.15-.205
25-7971	5	1947-48	590181	580084	1.6	34 - 46	300153	.15-.205
840-MI-25-7972A	5	1948	590181	580084	1.6	34 - 46	300153	.15-.205
940-MI-25-7972A	5	1949-50	590181	580084	1.6	34 - 46	300153	.15-.205
150-MI-25-7973A	5	1951	580120	580118	1.6	30 - 40	510173	.18-.22
250-MI-25-7963A	5	1952	580120	580118	1.6	30 - 40	510173	.18-.22
350-MI-25-7972B	5	1953	580120	580118	1.6	30 - 40	510173	.18-.22
350-MI-25-7973B	5	1953	580120	580118	1.6	30 - 40	510173	.18-.22
450-MI-25-7973A	5	1954	580120	580118	1.6	30 - 40	510173	.18-.22

GAMBLE'S - "HIAWATHA" (Cont'd)

Model No.	H. P.	Year	Magneto No.	Coil No.	Operating Amperage	Continuity Min. Max.	Condenser No.	Capacity Microfarads
840-MI-25-7980A	12	1948	580047	580040	1.6	30 - 40	300153	.15-.205
940-MI-25-7980A	12	1949-50	580047	580040	1.6	30 - 40	300153	.15-.205
150-MI-25-7981A	12	1951	580120	580118	1.6	30 - 40	510173	.18-.22
250-MI-25-7981A	12	1952	580120	580118	1.6	30 - 40	510173	.18-.22
350-MI-25-7981B	12	1953	580120	580118	1.6	30 - 40	510173	.18-.22
450-MI-25-7982	12	1954	580153	580118	1.6	30 - 40	510173	.18-.22
550-MI-25-7982A	12	1955	580153	580118	1.6	30 - 40	510173	.18-.22

GOODRICH - "SEA FLYER"

Model No.	H.P.	Year	Magneto No.	Coil No.	Operating Amperage	Continuity Min.Max.	Condenser No.	Capacity Microfarads
45-050	3	1952	580128	580118	1.6	30 - 40	510173	.18-.22
64-180	5	1951	580120	580118	1.6	30 - 40	510173	.18-.22
45-060	5	1952	580120	580118	1.6	30 - 40	510173	.18-.22
45-070	12	1952	580120	580118	1.6	30 - 40	510173	.18-.22

AMC - "SABER"

Model No.	H. P.	Year	Magneto No.	Coil No.	Operating Amperage	Continuity Min. Max.	Condenser No.	Capactiy Microfarads
3D12M	3	1955	580128	580118	1.6	30 - 40	510173	.18-.22
3D13M	3	1956	580128	580118	1.6	30 - 40	510173	.18-.22
5D11M	5	1955	580183	580118	1.6	30 - 40	510173	.18-.22
5S12M	5	1955-56	580120	580118	1.6	30 - 40	510173	.18-.22
5D12M	5	1956	580182	580118	1.6	30 - 40	510173	.18-.22
12D11M	12	1955	580153	580118	1.6	30 - 40	510173	.18-.22
12D13M	12	1956	580207	580118	1.6	30 - 40	510173	.18-.22
22D10M	22	1955	580180	580118	1.6	30 - 40	510173	.18-.22
22DE10M	22	1955	580180	580118	1.6	30 - 40	510173	.18-.22
22D11M	25	1956	580209	580118	1.6	30 - 40	510173	.18-.22
22D13M	25	1956	580209	580118	1.6	30 - 40	510173	.18-.22
22DE13M	25	1956	580209	580118	1.6	30 - 40	510173	.18-.22

FEDWAY - "SABER"

Model No.	H. P.	Year	Magneto No.	Coil No.	Operating Amperage	Continuity Min. Max.	Condenser No.	Capactiy Microfarads
3D10D	3	1953	580128	580118	1.6	30 - 40	510173	.18-.22
3D11D	3	1953	580128	580118	1.6	30 - 40	510173	.18-.22
5S10D	5	1953	580120	580118	1.6	30 - 40	510173	.18-.22
5D10D	5	1953	580120	580118	1.6	30 - 40	510173	.18-.22
12S10D	12	1953	580120	580118	1.6	30 - 40	510173	.18-.22
12D10D	12	1953	580120	580118	1.6	30 - 40	510173	.18-.22

WIZARD OUTBOARD MOTORS

Motor Model No.	H. P.	Year	Wico Coil No.	Operating Amp.	Coil Continuity Min.-Max.	Wico Cond. No.	Cond. Cap. Mfd.
170A	7.5	1959	FG3689	2.5	40 - 60	FG3693	.15 - .19
173A	7.5	1959	FG3689	2.5	40 - 60	FG3693	.15 - .19
175A	25	1959	FG3755	2.5	40 - 60	FG3478	.18 - .22
176A	25	1959	FG3755	2.5	40 - 60	FG3478	.18 - .22
376A	25	1959	FG3755	2.5	40 - 60	FG3478	.18 - .22

WESTERN AUTO WIZARD

Year	Model No.	HP	Coil Number			Oper. Amp.	Prim. Res. Min. Max.	Sec. Cont. Min. Max.	Condenser No.		Capacity Microfarads
			Make	Mfg.	Scott				Mfg.	Scott	
1960	A7BB	3.6	Phelon	FG3689	138-134	2.5		40 - 60	FG3693	138-115	.15-.19
	A7EB	7.5	McC		134-134 234-134	1.9		30 - 45	X12293	134-115	.18-.22
	C7EB	7.5	McC		134-134 234-134	1.9		30 - 45	X12293	134-115	.18-.22
	A7FB	12	Phelon	FG4128	139-134	2.5		40 - 60	FG3693	138-115	.15-.19
	C7GB	25	Wico	X11352	3685-113 436B-134	2.0		40 - 60	X11362	3685-115	.26-.30
	D7GB	25	McC		336B-134 436B-134	1.4	.55-.85	40 - 60	X12264	335B-115	.26-.30
	C7HB	40	McC		336B-134 436B-134	1.4	.55-.85	40 - 60	X12264	335B-115	.26-.30
	D7HB	40	McC		336B-134 436B-134	1.4	.55-.85	40 - 60	X12264	335B-115	.26-.30
	C7JB	60	McC		532-134	1.4		45 - 60		332B-115	.25-.27
	D7JB	60	McC		532-134	1.4		45 - 60		332B-115	.25-.27
1961	61700310	3.6	Phelon	FG3689	138-134	2.5		40 - 60	FG3693	138-115	.15-.19
1961	61700710	7.5	McC		A3EC-134	2.5		45 - 60	FG4477	A3EC-115	.15-.19
1962	62700310	3.6	Phelon	FG3689	138-134	2.5		40 - 60	FG3693	138-115	.15-.19
1962	62701410	14.1	Phelon	FG4128	138-134	2.0		40 - 60	FG3693	138-115	.15-.19

74A

Litho in U.S. • 1962

WISCONSIN MOTOR CORPORATION

Engine Model	Magneto Mfgr.	Magneto No.	Coil No.	Operating Amperage	Continuity Min. Max.	Condenser No.	Microfarad Capacity
VR4D	F-M	X4A7B	R-2477C	1.70	40 - 60	AX-M-R2433	.18-.23
VG4D	F-M	XZE4B7	RS-2477C	1.70	40 - 60	MX2433X	.28-.35
	F-M	X4B7A	R-2477C	1.70	40 - 60	AX-M-R2433	.18-.23
	Wico	XH4	X5700	1.70	40 - 60	X5614	.16-.20
VP4D	F-M	ZV4B7	QS-2477C	1.65	40 - 65	SYX2433	.28-.33
	F-M	ZVE4B7	QS-2477C	1.65	40 - 65	EX2433	.17-.23
	Wico	XH4	X5700	1.70	40 - 60	X5614	.16-.20
VH4	Wico	XHG4	X5700	1.70	40 - 60	X5614	.16-.20
	F-M	X4B7A	R-2477C	1.50	40 - 60	AX-M-R2433	.18-.23
	F-M	XZE4B7	RS-2477C	1.70	40 - 60	MX2433X	.28-.35
75 VE4 & VF4	Wico	XH4	X5700	1.70	40 - 60	X5614	.16-.20
	F-M	ZV4B7	QS-2477C	1.65	40 - 65	SYX2433	.28-.33
	F-M	ZVE4B7	QS-2477C	1.65	40 - 65	EX2433	.17-.23
MVH4D TH & THD	F-M	XZE4B7	RS-2477C	1.70	40 - 60	MX2433X	.28-.35
	Wico	XH-20	X11600	1.90	40 - 60	X6916	.30-.34
						X5614	.16-.20
TE & TF	F-M	X1-2B7	Q2477C	1.70	50 - 70	X2433	.17-.23
	F-M	XE1-2B7C	Q2477C	1.70	50 - 70	X2433	.17-.23
	Wico	XH-2D	X11600	1.90	40 - 60	X6916	.30-.34
AEN & AENS						X5614	.16-.20
	F-M	X1-2B7	Q2477C	1.70	50 - 70	X2433	.17-.23
	F-M	XE1-2B7C	Q2477C	1.70	50 - 70	X2433	.17-.23
	Wico	XH1	X5700	1.70	40 - 60	X6916	.30-.34
						X5614	.16-.20
	F-M	XD1B7S	S-2477C	1.70	50 - 60	AX-M-R2433	.18-.23
	F-M	XD1B7U	S-2477C	1.70	50 - 60	SYX-2433	.28-.33

WISCONSIN MOTOR CORPORATION (Cont'd)

Engine Model	Magneto Mfgr.	Magneto No.	Coil No.	Operating Amperage	Continuity Min. Max.	Condenser No.	Microfarad Capacity
AENL	F-M	XDE1B7S	S-2477C	1.70	50 - 60	SYX-2433	.28-.33
		XDE170	S-2477C	1.70	50 - 60	SYX-2433	.28-.33
	Wico	XH1	X5700B	1.70	40 - 60	X6916	.30-.34
	F-M	XD1B7S	S-2477C	1.70	50 - 60	AX-M-R2433	.18-.23
	F-M	XD1B7U	S-2477C	1.70	50 - 60	AX-M-R2433	.18-.23
	F-M	XDE1B7S	S-2477C	1.70	50 - 60	SYX2433	.28-.33
AGN	F-M	XE17U	S-2477C	1.70	50 - 60	SYX2433	.28-.33
	Wico	XH1	X5700B	1.70	40 - 60	X6916	.30-.34
	F-M	XD1B7R	T-2477C	1.90	40 - 60	AX-M-R2433	.18-.23
	F-M	PE1B7R	T-2477C	1.90	40 - 60	SXY2433	.28-.33
76 AFH & AGH & AHH	Wico	XH-1	X6762	2.50		X6916	.30-.34
	Wico	XH-1	X5700	1.70	40 - 60	X5614	.16-.20
	F-M	XE1A7F	S-2477C	1.90	45 - 65	AX-M-R2433	.18-.23
	F-M	XD1B7	S-2477C	1.90	45 - 65	AX-M-R2433	.18-.23
	F-M	X1A7	T-2477C	1.90	40 - 60	AX-M-R2433	.18-.23
	F-M	XE1A7F	T-2477C	1.90	40 - 60	AX-M-R2433	.18-.23
	F-M	X1B7E	T-2477C	1.90	40 - 60	AX-M-R2433	.18-.23
		Wico	XH1	X6762	2.50		X6916
ADH & AE & AEH & AEHS	Wico	XH1	X5700	1.70	40 - 60	X5614	.16-.20
	F-M	XD1B7	S-2477C	1.90	45 - 65	R2433	.18-.23
	F-M	XDE1B7P	S-2477C	1.90	45 - 65	AX-M-R2433	.18-.23
	F-M	X1A7	S-2477C	1.90	45 - 65	AX-M-R2433	.18-.23
ACN & BKN	F-M	XE1A7E	S-2477C	1.90	45 - 65	AX-M-R2433	.18-.23
	F-M	X1B7E	S-2477C	1.90	45 - 65	AX-M-R2433	.18-.23
	Wico	XH1	X6762	2.50		X6916	.30-.34
						X5614	.16-.20

WISCONSIN MOTOR CORPORATION (Cont'd)

Engine Model	Magneto Mfgr.	Magneto No.	Coil No.	Operating Amperage	Continuity Min. Max.	Condenser No.	Microfarad Capacity	
AA & AB & ABS & ABN & AK & AKS & AKN	F-M	XD1B7S	S-2477C	1.90	45 - 65	AX-M-R2433	.18-.23	
	F-M	XD1B7U	S-2477C	1.90	45 - 65	AX-M-R2433	.18-.23	
	F-M	XDE1B7S	S-2477C	1.90	45 - 65	SYX-2433	.28-.33	
	F-M	XDE17U	S-2477C	1.90	45 - 65	SYX-2433	.28-.33	
	Wico	XH1	X5700	1.70	40 - 60	X6916	.30-.34	
	Wico	XH1	X6762	2.50		X5614	.16-.20	
	F-M	XD1B7	H-2477C	1.90	45 - 65	R2433	.17-.23	
	F-M	XD1B7D	H-2477C	1.90	45 - 65	R2433	.17-.23	
	F-M	XDE1B7P	H-2477C	1.90	45 - 65	R2433	.17-.23	
	F-M	X1A7	L-2477C	1.80	35 - 55	R2433	.17-.23	
	F-M	X1A7E	L-2477C	1.80	35 - 55	R2433	.17-.23	
	F-M	X1A7F	L-2477C	1.80	35 - 55	R2433	.17-.23	
	F-M	XE1A7F	L-2477C	1.80	35 - 55	R2433	.17-.23	
	F-M	J1A7	L-2477	1.80	35 - 55	M2433	.18-.22	
	F-M	J1B7	L-2477	1.80	35 - 55	M2433	.18-.22	
	MTHD	Wico	XHS-2D	X7895	2.60		X7720	.16-.20
	MTFD	F-M	PE1-2B7C	QT-2477C	1.70	40 - 65	LV-2433	.38-.43
Wico		XHS-2D	X7895	2.60		X7720	.16-.20	
MVE4D &	F-M	XVE4B7Q	H-2477	1.70	40 - 60	S2433	.28-.32	
MVF4D	F-M	ZVE4B7	QS-2477C	1.65	40 - 65	EX2433	.17-.23	
TFM	Wico	XH-2D	X6664	2.30		X6916	.30-.34	
						X5614	.16-.20	
ABM & AKM	F-M	JF2B7	G2477	1.55		M2433	.18-.22	
	F-M	X1A7E	H-2477C	1.90	40 - 65	R2433	.17-.23	
	F-M	XD1B7D	H-2477C	1.90	40 - 65	R2433	.17-.23	

WISCONSIN MOTOR CORPORATION (Cont'd)

Engine Model	Magneto Mfr.	Magneto No.	Coil No.	Operating Amperage	Continuity Min.Max.	Condenser No.	Microfarad Capacity
AF & AG & AH	Wico	XH1	X5700	1.70	40 - 60	X6916	.30-.34
	Wico	XH1	X6762	2.50		X5614	.16-.20
AD-AE-AES	F-M	J1A7	L-2477	1.80	35 - 55	M2433	.18-.22
	Wico	XH-1	X5700	1.70		40 - 60	X6916
	Wico		X6762	2.50		X5614	.16-.20
	F-M	J1A7	L-2477	1.80	35 - 55	M2433	.18-.22
	F-M	X1A7	L-2477C	1.80	35 - 55	R-2433	

D. W. ONAN & SONS COIL & CONDENSER SPECIFICATIONS

Model No.	Stator Assembly	Coil No.	Operating Amperage	Primary Resistance Min.-Max.	Secondary Continuity Min.-Max.	Condenser No.	Condenser Microfarads Min.-Max.
1C, 1B & AH, AJ, AK	160B305	160B155	2.7	.425 - .475	48 - 60	312A1	.18 - .22
CK(Prior to Spec. M)		160B86	.75	.07 - .11	55 - 65	312A19	.3 - .7
BH		160B99	.75	.07 - .11	55 - 65	312A19	.3 - .7
CK (Spec. M)		166B268	.75	.1 - .14	33 - 43	312A69	.28 - .32
CK (Spec. M)		166B91	.75		32 - 44	312A19	.3 - .7
	162A237	166P259	.7	.2 - .25	54 - 65	312A100	.3 - .7
CCK	162A196	160C483	1.2	.07 - .1	54 - 65	312A69	.28 - .32

CLINTON MACHINE COMPANY

ENGINE DIVISION
COIL SPECIFICATIONS

Coil No.	Operating Amperage	Secondary Continuity Min. Max.	Coil No.	Operating Amperage	Secondary Continuity Min. Max.
P-5502	2.8	36 - 56	P-5563	2.2	50 - 70
P-5509	2.8	40 - 60	P-5593B	2.8	35 - 60
P-5531	2.8	40 - 60	P-5733	2.8	40 - 60
P-5538	2.8	36 - 60	P-5770	2.8	40 - 60
P-5545	2.8	36 - 60			

CONDENSER SPECIFICATIONS

Cond. No.	Capacity Mfd.	Cond. No.	Capacity Mfd.
P-2053	.12-.16	P-5599	.15-.19
P-3416	.15-.19	P-5736	.15-.19
P-5549	.22-.27	P-7219	.12-.16
P-5589	.15-.19		

CHAIN SAW & OUTBOARD DIVISION
COIL SPECIFICATIONS

Coil No.	Operating Amperage	Secondary Continuity Min. Max.	Coil No.	Operating Amperage	Secondary Continuity Min. Max.
P-513	2.8	40 - 60	P-700343	2.8	40 - 60
P-400467	2.8	40 - 60			
P-400789	2.8	40 - 60			

CONDENSER SPECIFICATIONS

Cond. No.	Capacity Mfd.	Cond. No.	Capacity Mfd.
P-261	.12-.16	P-700344	.12-.16
P-400777	.12-.16		

ECHLIN CONDENSER SPECIFICATIONS

Cond. No.	Capacity Mfd.	Cond. No.	Capacity Mfd.
13-200	.30-.36	29-200	.18-.22
13-201	.22-.25	29-201	.30-.36
13-202	.22-.25	37-200	.17-.21
13-203	.22-.25	37-201	.17-.21
13-204	.22-.25	73-200	.17-.21
13-205	.30-.36		
25-200	.18-.21		
25-201	.18-.22		

CONTINENTAL MOTORS
COIL SPECIFICATIONS

Coil No.	Manufacturer's No.	Operating Amperage	Continuity Min. Max.
AA7M3260 . . .	Smith	1.30	30 - 50
X6111	1.60	
AA7M2210 . . .	AA7M3260	1.30	30 - 50
X6718	1.80	
X7536	1.90	38 - 58
X7680	1.80	
FG-463B	2.80	40 - 60

CONTINENTAL MOTORS
CONDENSER SPECIFICATIONS

Condenser No.	Capacity Microfarads
AA7-M-2980225-.275

McCULLOCH
COIL SPECIFICATIONS

Coil No.	Operating Amperage	Primary Resistance Scale #2 Min. Max.	Secondary Continuity Min. Max.
19033C	2.421-.250	30 - 50
24033E	2.421-.250	30 - 50
51494	2.421-.250	30 - 50
51495	2.421-.250	30 - 50
55013	2.421-.250	20 - 40

McCULLOCH
CONDENSER SPECIFICATIONS

Condenser	Capacity Microfarads
All Models18-.22

KOHLER
COIL SPECIFICATIONS

Coil No.	Type	Operating Amperage	Continuity Min. Max.
S410	2 Cly. Flywheel	1.60

OLIVER OUTBOARD MOTORS
COIL SPECIFICATIONS

Coil No.	Operating Amperage	Secondary Continuity Min. Max.
10-94097	1.8	25 - 45
10-111287	1.8	38 - 58

OLIVER OUTBOARD MOTORS
CONDENSER SPECIFICATIONS

Condenser No.	Capacity Microfarads
10-8210413-.17
10-8860323-.27

PIONEER GEN-E-MOTOR
COIL SPECIFICATIONS

Coil No.	Operating Amperage	Secondary Continuity Min. Max.
60-1030	2.8	40 - 60
A60-084	2.8	40 - 60
C62-180	2.8	35 - 55

PIONEER GEN-E-MOTOR
CONDENSER SPECIFICATIONS

Condenser No.	Capacity Microfarads
60-08818-.22
60-106418-.22

AMERICAN BOSCH COIL SPECIFICATIONS

Coil No.	Type	Maximum Amperage
AA 63736	AB33-1922	1.45
AA 68936	AB34	1.55
AA 74709	ZR4 IS	1.45
AA 75795	AT4-AT4/2	1.05
AA 75798	DU4 ED 18 to 36	1.30
AA 75798	ZR4 ED 26	1.30
AA 76184	DU6 ED 18 to 26	1.10
AA 77815	U4 ED 1, 2, 3	.95
AA 77839	U2 ED 1	1.05
AA 78168	U1 ED 1	1.30
AA 81878	U4 ED 4	.95
CL 523	MJA ED B & C	1.30
CL 524	MJB ED A	1.30
CL 527	MJC4A & 6A	1.11
CL 528	MJC 1A & MJC 1B	1.17
CL 529	MJA (Special)	1.15
CL 5210	MJC6A	1.10
CL 5217	RF 41, 42 ED 1	1.85
CL 5220	MJA Heavy Duty	1.00
CL 5231	MJC4A, 6A, 4B, 6B	1.11
CL 5234	MVA2A, 2A310, 6A2108	1.40
CL 5236	MVA 1A, 1A310, 6A2108	1.40
CL 5238	MJC, ED C, 4C & 6C	1.30
CL 5239	MJH1C	1.30
CL 5244	MJD	1.65
CL 5246	MVA ED A	1.40
CL 5249	MJC ED C	1.30
CL 5286	MJC ED C	1.30
CL 5293	MJH 2C	1.70
CL 5297	MJC ED C	1.30
CL 5298	MJK ED A & B	1.40
CL 52107	MJB ED B4 CYL	1.30
CL 52109	MJA ED D	1.30
CL 52118	MRA ED A	1.30
CL 52121	MJC ED C	1.30
CL 52127	MJC ED C	1.30
CL 52134	MJH ED C ALL TYPES	1.45
CL 52137	MRD	1.45
CL 52141	MJA ED D	1.30
CL 52143	MRD ED A	1.45
CL 52145	MRE ED A	1.40
CL 52164	MRA ED B	1.30
CL 52166	MRA ED B	1.30
CLC 6A5	LOW TEN., MAG. IGN., TRANS	.98
CLC 6A8	LOW TEN., MAG. IGN., TRANS	.98
CLC 6A8	LOW TEN., MAG. IGN., TRANS	.98
SA 75393	FY ED 2	2.00

AMERICAN BOSCH COIL SPECIFICATIONS (Cont'd)

Coil No.	Type	Maximum Amperage
SA 78081	FY 12 ED 2, 3, 4	2.05
SA 78308	FY 2, 6, 13, 17, 28, 36	2.20
SA 79555	FY 18 ED 1	1.80
SA 81426	FY 30 ED 1	1.30
SA 81603	FY 33 ED 1	2.00
SA 82995	S ED 1	.82
SA 83054	FY 37 ED 1	1.97
SA 84383	RF 17 ED 1	2.25
WC 2580	ZEV	1.50
WC 2594	AB 33-AB34-BA-AZ	1.45
WC 6040	AB34	1.45
WC 69342	FXI, 2, SPK-FBC 2 SPK	2.10
WC 73360	DU4 & 6-ZR 4 & 6	1.15
WC 74792	AT 4 & 6	1.05
WC 76104	FBC, FXI-FH-FB 1 & 2	1.50
WC 77803	U4 ED 1, 2, 3, F1	1.05
WC 79444	U6 ED 1	.98
WC 82913	SU 4, ED 1, 2, 3, 4	1.05
WC 82995	S ED 1	.82
WC 86187	U4 ED 2 (LOW SPEED)	1.00
WC 86188	U 4/2-U4, ED 2 and 4 (Low Speed)	1.00

J. I. CASE COMPANY COIL SPECIFICATIONS

20CMA	4JCMA	1.90
20JMA	4JMA	2.05

EDISON-SPLITDORF COIL SPECIFICATIONS

EX 4161	M1 & 2, AE2	1.70
EX 6178	R	1.35
EX 6406	RM4, RMG2	1.40
EX 6435	RM1, RM2	1.40
EX 6951	RMP-4 VAR	1.40
EX 6991	RM-2, RMP-2	1.40
EX 7746	C4, C6, CO	1.35
EX 23263	601, 700-702	2.00
EX 23579	235	1.45
EX 33740	GH1	1.00
EX 33795	GH2	1.00
EX 36034	All Dixie	1.90
EX 36161	648T	1.55
EX 50060	S1, 2, 4, SPO, SPI	1.10

EDISON-SPLITDORF COIL SPECIFICATIONS (Cont'd)

Coil No.	Type	Maximum Amperage
EX 50643	NS1	1.10
EX 51116	NS2, NS4	1.25
EX 51432	C2	1.10
EX 51446	CDH	1.20
EX 53315	K4	1.40
EX 60025	SSO	1.20
EX 60060	SS4-6	1.10
EX 62190	SS6-2 (Firing 2 Sparks)	1.50
EX 63585	B2, B3, B4, B6	1.20
EX 72080	AJ1	2.35
EX 72223	AJ2	2.35
EX 72288	AJ1 & 2	2.00

INTERNATIONAL HARVESTER COIL SPECIFICATIONS

E4329A	E4A-E4B-E4C	1.20
21401D	F4 (With Core)	2.10
21401D	F6 (With Core)	2.10
	H1-H4	2.10

ROBERT BOSCH COIL SPECIFICATIONS

WZ8164	DR2 spk.	1.50
ZA27279/7	Z4-Z6	1.30
ZA27279/8	ZR-ZU4, 6 Dual	1.20
ZA27279/9	P29h2-V1-V2	1.30
ZA27279/11	Z2 spk.	1.40
ZA27279/12	ZU-4, 6-ZR4, 6-2 spk.	1.20
ZA29035	ZR6-2	1.20
ZA29192	P22h2-V1-V2	1.30
ZA29244	P30h2-V1	1.60
ZA29362	DU4, 6, ZR4, 6 DR4	1.55
ZAK1/15	FF4, 6, FF4A, FF6A	1.75
ZAK1/16	FF1, 2-FFV	1.75
ZAK1/18	FF1A-FF2A-FFVA	1.75
ZAK2/11	FFC1-FFC1A-FFC1AR	1.30
ZAK4/11	FR4, 6-FR4A-FR4B	.95
ZAK10/11	FU4, 6-FU4A, FU4B, FU6B	1.25

EISEMANN FLYWHEEL MAGNETO COIL SPECIFICATIONS

COMPLETE STATOR

COIL & CORE ASSEMBLY

Model Magneto	Principal User	Part No.	Amperage On		Part No.	Amperage On	
			Round Core	Square Core		Round Core	Square Core
51-A	Muncie	H23-495	----	1.90	H23-460	----	1.60
51-B	Sears	H23-499	----	1.90	H23-460	----	1.60
51-C	Sears	H23-454	----	1.90	H23-460	----	1.60
51-D	Sears	H23-538	----	1.90	H23-460	----	1.60
51-E	Clarke	H24-031	----	1.90	H23-460	----	1.60
51-F	Homelite	H24-701	----	1.90	H24-703	----	1.60
51-FS	Homelite	H26-662	----	1.90	H24-703	----	1.60
51-G	Sears	H24-833	----	1.90	H23-460	----	1.60
51-H	Sears	H24-831	----	1.90	H23-460	----	1.60
51-J	Muncie	H24-813	----	1.90	H23-460	----	1.60
51-K	Chic. Pneum.	H27-640	----	1.90	H23-460	----	1.60
51-KA	Gary Steel	H27-640	----	1.90	H23-460	----	1.60
51-M	Homelite	H27-349	----	1.90	H23-460	----	1.60
61-A	Lauson	H23-007	1.95	1.75	H23-010	1.70	1.50
	Latter Edition	H23-007	----	1.75	H24-820	----	1.50
61-B	Muncie	H23-034	2.00	1.80	H23-010	1.70	1.50
	Latter Edition	H23-034	----	1.75	H24-820	----	1.50
61-C	Sears	H23-072	2.00	1.80	H23-010	1.70	1.50
	Latter Edition	H23-072	----	1.75	H24-820	----	1.50
61-D, DA	Lauson	H23-231	----	1.75	-----	----	----
61-DAG	Lauson	H24-712	----	1.75	-----	----	----
61-DAL	Lauson	H24-239	----	1.75	-----	----	----
61-DC	Jacobsen	H23-231	----	1.75	-----	----	----
61-DD	Reo Motors	H23-231	----	1.75	-----	----	----
61-E	Champion	H24-023	1.95	1.75	H23-010	1.70	1.50
		-----	----	1.75	H24-820	----	1.50
61-F	Muncie	H24-793	----	1.75	H24-820	----	1.50

NOTE: Coils such as the H27-894 can only be tested in assembly with the laminated core or complete stator assembly.

EISEMANN FLYWHEEL MAGNETO COIL SPECIFICATIONS (Cont'd)

Model Magneto	Principal User	COMPLETE STATOR			COIL & CORE ASSEMBLY		
		Part No.	Amperage On		Part No.	Amperage On	
			Round Core	Square Core		Round Core	Square Core
61-G	Sears	H24-879	----	1.75	H24-820	----	1.50
61-GL	Sears	H24-801	----	1.75	H24-820	----	1.50
61-H	Mtgy.-Ward	H24-793	----	1.75	H24-820	----	1.50
61-J	Metal Prod.	H27-659	----	1.90	H26-034	----	1.60
61-K	Kiekhæfer	H24-838	----	1.75	H24-820	----	1.50
61-M	Scott-Atwater	H24-879	----	1.75	H24-820	----	1.50
62-A	Muncie	H26-028	----	1.90	H26-034	----	1.60
62-B	Metal Prod.	H27-645	----	1.90	H26-034	----	1.60
62-D	Lauson	H27-932	----	2.20	-----	----	----
71-A	Muncie	H21-806	1.95	----	H21-808	1.75	----
71-AA	Muncie	H22-222	1.95	----	H21-808	1.75	----
	Eisemann	H27-894	1.9	----	-----	----	----
71-B	Ideal	H21-851	1.95	----	H21-808	1.75	----
71-C	Wisconsin	H21-915	1.95	----	H21-808	1.75	----
71-D	Toro	H22-032	1.95	----	H21-808	1.75	----
71-E	Muncie	H21-938	1.95	----	H21-808	1.75	----
71-F	Toro	H21-984	1.25	----	H21-808	1.10	----
71-G	Cushman	H21-996	1.25	----	H21-967	1.10	----
71-H	Muncie	H22-375	1.25	----	H21-808	1.10	----
71-I, M, O	Cushman	H23-128	1.25	----	H21-808	1.10	----
71-J	Onan	H22-063	1.25	----	H21-808	1.10	----
71-K	Muncie	H22-142	1.25	----	H21-808	1.10	----
71-L	Champion	H22-423	1.25	----	H21-808	1.10	----
71-LE	Simplex	H23-181	1.25	----	H21-808	1.10	----
71-M	Lauson	H23-128	----	1.25	H21-808	----	1.10
71-N	Cushman	H23-150	1.25	----	H21-967	1.10	----
71-O	Cushman	H23-128	----	1.25	H21-808	----	1.10

NOTE: Coils such as the H27-894 can only be tested in assembly with the laminated core or complete stator assembly.

EISEMANN FLYWHEEL MAGNETO COIL SPECIFICATIONS (Cont'd)

Model Magneto	Principal User	Part No.	COMPLETE STATOR		COIL & CORE ASSEMBLY		
			Amperage On		Part No.	Amperage On	
			Round Core	Square Core		Round Core	Square Core
71-P	Cushman	H23-218	1.25	----	H21-967	1.10	----
71-R	Lauson	H23-408	----	1.75	-----	----	----
71-RL	Lauson	H24-230	----	1.75	-----	----	----
71-RG	Lauson	H24-742	----	1.75	-----	----	----
71-S-1-2-3	Nelson, Lauson, Mall Tool	H24-006	----	1.75	H24-004	----	1.50
71-T	Toro	H24-865	----	1.75	-----	----	----
71-TA	Gladden Prod.	H24-865	----	1.75	-----	----	----
72-A	Muncie	H23-046	2.00	----	H23-049	1.70	----
72-B	Champion	H23-114	2.00	----	H23-049	1.70	----
72-C	Sears	H23-106	2.00	----	H23-049	1.70	----
72-D	Maytag	H23-308	----	1.90	H23-330	----	1.60
72-DA	Maytag	H27-275	----	1.90	H27-277	----	1.60
72-E	Muncie	H24-842	----	1.75	H24-004	----	1.50
72-F	Muncie	H24-852	----	1.75	H24-856	----	1.50
72-H	Western Auto-Kiekhaefer	H24-873	----	1.75	H24-004	----	1.50
72-J	Sears	H24-913	----	1.90	H24-929	----	1.60
82-D	Muncie	H21-824	1.75	----	H21-759	1.55	----
82-DA	Cross Gear	H21-882	1.75	----	H21-759	1.55	----
82-D, DA	Muncie	H21-824	----	1.75	H21-759	----	1.55
82-F	Muncie	H21-824	----	1.75	H21-759	----	1.55
	Eisemann	H27-894-L-P	1.9	----	-----	----	----

NOTE: Coils such as the H27-894 can only be tested in assembly with the laminated core or complete stator assembly.

EISEMANN CONDENSER

Part No.	Capacity Microfarad
24235	.19 - .23

LAUSON POWER PRODUCTS COILS SPECIFICATIONS

Lauson Power Products Part No.	Manufacturer	Mfg. No.	Mounted Operating Amperage	Secondary Continuity Min. Max.
22094	Wico	X-2156	1.50	30 - 50
23084	Wico	X-4943	1.50	35 - 55
25527	Wico	X-7467	1.80	30 - 50
26714	Wico	X-8795	1.80	30 - 50
26935	Wico	X-8786	1.80	
27089	Wico	X-9055	2.10	35 - 55
27089	Wico	X-9695 RAP with X-11180	1.80	40 - 50
27376	Wico	X-11205	2.0	40 - 55
27531	Wico	X-9965	1.8	40 - 55
28259	Wico	X-11654	2.1	40 - 55
610355	Wico	X-8877	2.0	
610355	Wico	X-9767	1.80	35 - 55
610415	Wico	X-7500	2.10	30 - 50
610425	Wico	X-5345	1.50	40 - 60
24439	Phelon	FG-463	2.8	40 - 60
29176	Phelon	FG-3294	2.8	40 - 60
29176	Phelon	FG-4081	2.8	40 - 60
610242	Phelon	FG-114	2.5	40 - 60
610277	Phelon	FG-307	2.5	40 - 60
610286	Phelon	FG-420	2.8	40 - 60
610287	Phelon	FG-420B	2.8	40 - 60
610287	Phelon	FG-1573B	2.8	40 - 60
610292	Phelon	FG-470	2.8	40 - 60
610293	Phelon	FG-470B	2.8	40 - 60
610298	Phelon	FG-492B	2.5	40 - 60
610323	Phelon	FG-1309	2.8	40 - 60
610371	Phelon	FG-2180	2.8	40 - 60
610371	Phelon	FG-2446	2.8	40 - 60
610466	Phelon	FG-2641	2.8	40 - 60
610477	Phelon	FG-2180B	2.8	40 - 60
610482	Phelon	FG-2641B	2.8	40 - 60
610586	Phelon	FG-4055	2.8	50 - 70
25811	Fairbanks-Morse	A-2477A	1.60	
26318	Fairbanks-Morse	T-2477C	1.80	35 - 55
26624	Fairbanks-Morse	FX-2477	1.90	50 - 60
26787	Fairbanks-Morse	HX-2477	1.90	50 - 60
610215	Fairbanks-Morse	U-2477	1.70	50 - 60

LAUSON POWER PRODUCTS COILS SPECIFICATIONS

Lauson Power Products Part No.	Mfg.	Mfg. No.	Operating Amperage	Primary Resistance	Secondary Continuity Min.Max.
29632	Syncro	5022	2.3	.5 - 1.5	40 - 55

LAUSON POWER PRODUCTS CONDENSER SPECIFICATIONS

Lauson Power Products Part No.	Manufacturer	Mfgr. No.	Capacity Reading in Microfarads
22095	Wico	X-2186	.16-.20
23359	Wico	X-5800	.16-.20
26219	Wico	X-5614	.16-.20
26718	Wico	X-9100	.26-.30
27527	Wico	X-11000	.16-.23
29164	Wico	X-12174	.16-.20
29559	Wico	X-11672	.16-.20
29559	Wico	X-12513	.16-.20
610416	Wico	X-8959	.16-.20
610416	Wico	X-7461	.10-.15
610424	Wico	X-5342	.30-.34
610438	Wico	X-5463	.16-.20
24445	Phelon	FG-458	.12-.16
26641	Phelon	FG-458B	.12-.16
29172	Phelon	FG-4082	.15-.19
610253	Phelon	FG-159	.15-.19
610268	Phelon	FG-216	.15-.19
610269	Phelon	FG-216B	.15-.19
610294	Phelon	FG-471	.12-.16
610294	Phelon	FG-471B	.12-.16
610303	Phelon	FG-607	.15-.19
610303	Phelon	FG-1205	.35-.38
610331	Phelon	FG-1355	.12-.16
610370	Phelon	FG-2176	.15-.19
610370	Phelon	FG-2176	.15-.19
610467	Phelon	FG-2642	.12-.16
610588	Phelon	FG-4016	.18-.22
25809	Fairbanks-Morse	R-2433	.17-.23
26786	Fairbanks-Morse	GX-2433	.16-.19
610447	Fairbanks-Morse	BX-2433	.16-.19

MALLORY ELECTRIC CORPORATION COIL SPECIFICATIONS

Color Code & Coil No.	Operating Amperage	Primary Resistance	Ballist Resistance	Secondary Continuity Min. Max.
Green 6V-6000	.9	.4-.6	.3-.6	55 - 70
Blue 12V-12000	.9	1.1-1.4	.7-1.0	55 - 70
Black F-6	.9	.6-.8	.35-.6	55 - 65
Red F-12	.8	2.1-2.4	.7-.9	55 - 65
Black 12V-25828B	1.1	1.5-1.9	.35-.55	50 - 65
Red 25773	1.0	1.9-2.3		50 - 65
Brown 25742	1.25	.8-1.2		52 - 62

THIS TEST FOR MODEL 88 ONLY

Color Code & Coil No.	Operating Amperate	Primary Resistance	Resistance Between P & R	Ballist Resistance	Secondary Continuity Min. Max.
MS6VP MS6VP	P-Side .4 R-Side .6	.5-.7 .4-.6	1.1-1.3	R-.45-.55 R-.45-.55	65 - 75
MS6VN MS6VN	P-Side .4 R-Side .6	.5-.7 .5-.7	1.1-1.3	P-.45-.55 R-.45-.55	65 - 75
MS12VN MS12VN	P-Side .3 R-Side .5	1.5-1.8 .95-1.25	2.5-2.8	.9-1.2 .9-1.2	60 - 70
MS12VP MS12VP	P-Side .3 R-Side .5	2.0-3.5 1.0-3.0	4.0-5.0	.9-1.2 .9-1.2	60 - 70

NOTE THIS TEST FOR MODEL 60 ONLY

MS6VP	2.9	65 - 75
MS6VN	2.5	65 - 75
MS12VN	1.9	65 - 75
MS12VP	1.9	65 - 75

MALLORY ELECTRIC CORPORATION CONDENSER
SPECIFICATIONS

Condenser Number	Capacity Reading in Microfarads
24125	.34-.38
24895	.34-.38
25010	.34-.38
25500	.26-.30
25600	.26-.30

AMERICAN BOSCH

Basic Condenser	Variation Condenser	Magneto	Capacity in Microfarads
CW527		MJC	.22 - .27
	CW5232	MJC	.22 - .27
	CW5279	MRD, MSA	.22 - .27
	CW5293	MRD	.22 - .27
	CW52131	MSB	.22 - .27
CW5210		MJA, MJB, MJF, MRA, MRF	.33 - .39
	CW5291	MJA, MJB, MJF, MRA, MRF	.33 - .39
	CW5296	MJA, MJB, MJF, MRF, MRA	.33 - .39
	CW5298	MJA, MJB, MJF, MRA, MRF	.33 - .39
CW5249		MRB	.70 - .85
CW5252		MJF	.33 - .39
CW52110		MJK	.28 - .35
	CW5292	MJK	.28 - .35
CW5297		MRB, MRL	.70 - .85

AUTO LITE

Part No.	Capacity in Microfarads	Part No.	Capacity in Microfarads
IAT 3076 Jr	.21 - .25	IBB 2042SS	.25 - .28
IAT 3076 LA	.25 - .28	IGB 1025, E, J.	.20 - .25
IBB 2015, L, R.	.25 - .28		

DELCO-REMY

Part No.	Capacity in Microfarads	Part No.	Capacity in Microfarads
1869704	.18 - .23	1882239	.29 - .34
1869705	.18 - .23	1900272	.18 - .23
1869706	.18 - .23	1928111	.18 - .23
1871678	.18 - .23	1932004	.18 - .23

FORD PRODUCTS

Part No.	Capacity in Microfarads	Part No.	Capacity in Microfarads
IGA-12300B	.29 - .32	7RA-123000	.21 - .25
8EL-12300A	.20 - .25	FAB-12300A	.21 - .25
H-12300	.30 - .34	B7A-12300A	.21 - .25
7RA-12300B	.21 - .25	B7A-12300B	.21 - .25



INSTRUMENTS CORPORATION

1962 BULLETIN 1963

ROBERT BOSCH

Coil No.	Operating Amperage	Primary Resistance		Secondary Continuity	
		Min.	Max.	Min.	Max.
TK12A9	1.2	1.7	2.1	50	60
TK6A3	1.2	1.0	1.4	50	60
TK12A11	.7	2.8	3.3	45	55
TK6A11	1.2	1.0	1.4	45	55
TE6B3	1.3	.9	1.3	40	50
TK12A3	.75	3.0	3.6	50	60
TK6A7	1.2	1.0	1.4	45	55

BRIGGS & STRATTON

Coil No.	Operating Amperage	Secondary Continuity	
		Min.	Max.
297307	1.8	25	35

When Coil 297307 has special metallic shielded lead, Operating Amperage will increase to 2.4 amps.

BUNDY MARINE

Magneto Coil No.	Mfg. No.	Operating Amperage	Primary Resistance		Secondary Continuity	
			Min.	Max.	Min.	Max.
300-1535	TJ616	.75	3.3	3.7	55	65

Generator Coil No.	Resistance Reading Min. - Max.
--------------------	--------------------------------

300-15034-.55
----------------	--------

Low Tension Coil No.	Resistance Reading Min. - Max.
----------------------	--------------------------------

300-1500	1.55-1.85
----------------	-----------

Diodes No.	Resistance Reading
------------	--------------------

300-1113	See page 24B for testing.
----------------	---------------------------

EISEMANN MAGNETOS COILS

Part No.	Model Used on or Type	Operating Amperage		Secondary Continuity	
		Min.	Max.	Min.	Max.
H27-958	All AM & LA models	1.35	40	60
H27-959	All models with H26-958 cam.	1.80	40	60
H28-030	RC & RT models	1.25	45	65
H27-940	All 51 series except 51F, & FS. 61J, 62A & B	1.9	35	55
H24-704	51F & FS	1.9	35	55
H27-927	62D	2.2	35	55
H27-894	All-61 series except 61J. & 61NA, 71R, RL, RG, S1, S2, S3, T, TA, 72E & H	1.75	35	55
H28-015	72A, B, C, (D, DA, & F.)	2.0	40	60
H28-015	72D & DA	1.9	40	60
H28-015	72F	1.75	40	60

EISEMANN MAGNETO CONDENSER

Part No.	Capacity Reading in Microfarads	
	Min.	Max.
H22-910	.17	.22
H23-470	.17	.22
H24-235	.17	.22
H24-924	.17	.22
H26-982	.17	.22
H28-090	.17	.22

EVINRUDE MOTOR

Coil No.	Operating Amperage	Primary Resistance		Secondary Continuity	
		Min.	Max.	Min.	Max.
375189	1.9	.375	.575	30	45
580243	1.7	.4	.6	40	55
580416	1.7	.4	.6	30	40

EVINRUDE CONDENSER SPECIFICATIONS

Condenser No.	Capacity Reading In Microfarads	Condenser No.	Capacity Reading in Microfarads
580321	.18-.22	580422	.25-.29
580256	.36-.40		

Resistance on Electromatic Evinrude Forward or Reverse Coils . . . 7.5 - 8.5 ohms.

JOHNSON MOTOR & OMC

Coil No.	Operating Amperage	Primary Resistance		Secondary Continuity	
		Min.	Max.	Min.	Max.
375189	1.9	.375	.575	30	45
580243	1.7	.4	.6	40	55
580416	1.7	.4	.6	30	40

JOHNSON & OMC CONDENSER SPECIFICATIONS

Condenser No.	Capacity Reading in Microfarads	Condenser No.	Capacity Reading in Microfarads
580321	.18-.22	580422	.25-.29
580256	.36-.40		

Resistance on Electromatic Johnson Forward or Reverse Coils . . . 7.5 - 8.5 ohms.

THE FOLLOWING TEST ON MODEL 88 ONLY
KIEKHAEFER-MERCURY COIL SPECIFICATIONS

Kiekhaefer Part No.	Mfgr. & No.	Operating Amperage	Primary Resistance		Secondary Continuity	
			Min.	Max.	Min.	Max.
32193	Autolite - 200673	1.1	1.2	1.4	60	70
32704	(Note: With Internal Resistance)	0.5	3.9	4.3	48	58

KIEKHAEFER-MERCURY RESISTOR TEST

Mfgr. & Part No.	Mfgr. & Part No.	Resistance Reading Min. - Max.
Kiekhaefer - 32227	Autolite - 200673	.410-.520

LAUSON POWER PRODUCTS
COIL SPECIFICATIONS

Lauson Power Product Part No.	Syncro No.	Operating Amperage	Primary Resistance		Secondary Continuity	
			Min.	Max.	Min.	Max.
30560	5160	2.9	35	.45	40	55
30546		2.0			42	52

KOHLER CO.
COIL AND CONDENSER SPECIFICATIONS

Kohler No.	Mfg. and No.	Operating Amperage	Secondary Continuity Min. Max.
K91-Eng.			
Coil-220435	Phelon FG2145	2.8	40 - 60
Cond-220434	Phelon FG2138	Cond. Capacity in Mfd.	.12-.16
K161-Eng.			
Coil-230075	Scintilla 10-160396	1.8	30 - 40
Cond-230082	Scintilla 10-79168Y	Cond. Capacity in Mfd.	.27-.31
K241 and K331-Eng.			
Coil-275756	Phelon FG1641	2.2	40 - 60
Cond-220434	Phelon FG2138	Cond. Capacity in Mfd.	.12-.16
K662-Eng.			
Coil-270560	Wico X12810	1.7	60 - 75
Coil-271144	Wico X5700C	1.7	40 - 60
Coil-270775	Fairbanks Q3477C	1.7	50 - 70
Cond-270779	Fairbanks SYX2433X	Cond. Capacity in Mfd.	.28-.36
Cond-270541	Wico X6916	Cond. Capacity in Mfd.	.30-.34
Cond-270607	Wico X5614	Cond. Capacity in Mfd.	.16-.20

LAWN BOY COIL
SPECIFICATIONS

LAWN BOY CONDENSER
SPECIFICATIONS

Coil No.	Operating Amperage	Continuity Min. Max.	Condenser No.	Capacity Microfarads
580-118	1.60	30 - 40	510173	.13 - .17
580-184	1.60	30 - 40	677299	.13 - .17

McCULLOCH COIL SPECIFICATIONS
CHAIN SAW

Coil No.	Operating Amperage	Primary Resistance Min. Max.	Secondary Continuity Min. Max.
55949	1.9	.5-.58	45 - 60

R. E. PHELON MAGNETO COILS

Coil No.	Operating Amperage	Secondary Continuity Min. Max.
FG6001	2.5	40 - 60

R. E. PHELON
CONDENSER SPECIFICATIONS

Condenser No.	Capacity Microfarads
FG447715-.19

PIONEER GEN-E-MOTOR
COIL SPECIFICATIONS

Coil No.	Operating Amperage	Secondary Continuity Min. Max.
60-1445	2.3	40 - 55

WICO IGNITION
MAGNETO COIL SPECIFICATION

Coil No.	Operating Amperage	Primary Resistance Min.-Max.	Secondary Continuity Min.-Max.
X12660	1.8	40 - 55
X12609	1.8	.35-.5	45 - 60
X12810	1.7	.5-.7	60 - 75
X12905	1.8	.4-.6	50 - 60
X12915	1.8	.4-.6	50 - 60
X30089B	1.1	1.1-1.3	40 - 55
X13313	1.8	40 - 55
X13665	1.8	50 - 60
X12609	1.6	.35-.5	45 - 60
X12810	1.6	.5-.7	60 - 75

WICO IGNITION CONDENSER SPECIFICATION

Cond. No.	Capacity Reading In Microfarads	Cond. No.	Capacity Reading In Microfarads
X11818	.58-.62	X30028	.18-.23
X12303	.16-.20	X30188	.30-.34
X12508	.16-.20	X30280	.26-.30
X12647	.26-.30	X30280B	.26-.30
X13299	.16-.20		



**Manufacturers of
High Quality Ignition and Electrical
Testing Equipment**

