



Antique Outboard Club News

Southern California Chapter

April 2023



In Attendance: Brad Menet, Steve Johnson, Mark Hamer, Chapter President Paul Brinkman, Kip Fjeld, George Kent, Chuck Kober, Dorothy, Pete Przybylski, Mark and Rachael Strikewerda, Marsha Brinkman, and our host Walt Thompson with Oliver (The Dog!). Present but not pictured; Darryl Webber and Doug Penn.

After months of “less than ideal weather”it was a pleasure to have a warm sunny dayand to get together with Walt Thompson at his workshop in Costa Mesa. Everyone scoured Walt’s stash of parts and pieces....and most went away with at least something they needed. Everything from complete Johnson outboards (Thanks Walt!) to gaskets and propellers. As is our tradition....George Kent brought coffee and donuts (Thanks George!)....and Chapter President Paul Brinkman brought lunch (Thanks Paul!) After a bit of Club business; Paul conducted a money-raising raffle. Plenty of good prizes; no one leaves without something. Other highlights of the meet included the running Maytag motor brought and demonstrated by Anthony Crusco. **(Check out the article and pictures on Page 4 and 5.)** Also....Steve Johnson brought one of his woodworking projects....a “Whirly-Gig” depicting a Hydro Racer. Thanks again Steve; Beautiful work!



After Weeks of Rain and Snow.....Our Lakes are FULL!



That is Lake Cachuma in Santa Barbara County. Many of us have lived in the area all of our lives and have never seen a setting like this. All of us are so very fortunate to live here! Get out and run your motors!



Anthony Crusco chats with George Kent



What's a Whirligig; you ask?
Steve Johnson makes fantastic Whirligigs.....as we all saw.

A great meet with great people and projects! Thank Paul!



Color Match! Brad Menet snapped up Darryl Webber's 10HP to match his "Stang!"



Anthony Crusco surprised us all with a running demo of his beautifully restored Maytag twin.



George Kent and Steve Johnson talk over future projects...."waiting in the wings...."



Steve Johnson's Whirligig attracted a lot of attention. Fun Project; Steve! Thanks! It is VERY VERY cool!

Member Activities



Maytag Washing Machine Motor Restoration


By Anthony Crusco

I found this motor in 2020; the gentlemen selling it was thinning a big collection. The motor is a short base with threaded mounting holes in the bottom. It was equipped with a V-belt pulley on it, so I'm pretty certain it came from a washing machine. It's runs a 16:1 ratio mix. There is no real "carb"; it uses engine vacuum to suck up fuel from base (gas tank) and air is induced through the mixer tube. There are many models of Maytag engines. The earliest nicknamed "Uprights" were an Elgin design that Maytag bought out in the 1910's. They were used on model 44 wooden washing machines as well as many uses where a stationary engine was needed. The Model 82 and "fruit jar" came from the upright idea but was a horizontal style engine; the 92 another hit miss version in horizontal form. The model 72 is the only twin cylinder Maytag made. Production of gas engines by Maytag ceased in 1952. After that all production went to electric motors only. These engines are very easy to work on and parts are still available NOS or repop. I am not huge on restorations but this is a 100% period correct reconditioning just as it would have looked mounted to the bottom of the washer & runs as good as it looks!



1948 Maytag model 72D-A with Eisemann Magneto 2cyl non-alternate firing 2=cycle engine.

Main uses: laundry washing machines, water pumps, air compressors, generators and many custom uses too!



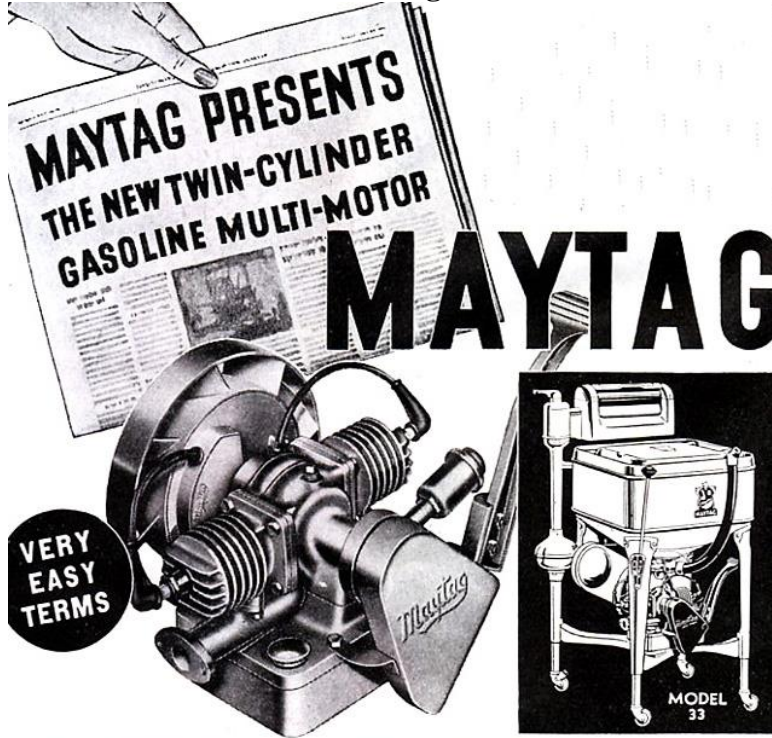
The Crusco Maytag "The Before Shot"



A familiar Eisemann Magneto. Coil is HOT!




You sure do nice work Anthony!



THE MAYTAG COMPANY • MANUFACTURERS • FOUNDED 1893 • NEWTON, IOWA

A woman's hand on the Newspaper....no doubt Maytag knew who their potential customers were!

Mystery Motor! What is it?



Some Hints Below






Can you identify it? The Answer is on Page 8.

AOMCI Junior Member Program...SoCal Style

The National AOMCI instituted a "Junior Member Program" a while back; it has seen moderate success in offering membership and benefits to younger (under 18) people interested in joining the club. The Southern California Chapter has joined in that effort and will go one step further. Join the club and you will be eligible for a **FREE OUTBOARD** from a selection of motors set aside for that purpose. Our hope is that this incentive will encourage young people to join our ranks.....and give them a "Jump-Start" on the hobby. Ideally a new member can choose from a selection of motors.....and then; if desired....be paired with a Member for advice and encouragement in getting their new motor up and running.....and on a boat! If you know of a young person who would be interested.....have them contact Chapter President Paul Brinkman and get the process started.




BUY/SELL/TRADE SECTION

	<p>1961 Mercury 800 6 Cyl One Year Model Full Gearshift (NOT DR) 80 HP Brass Prop Controls and Cables Inc. S/N 1402812A</p>	<p style="text-align: center;">\$300.00 PRICE DROP!!!</p> <p>Contact Paul Brinkman kahunainlaguna@yahoo.com</p>
	<p>1934 Caille Partially Restored Call for More Information \$400.00 OBO</p>	<p>Contact Paul Brinkman (714) 396-3041 Or kahunainlaguna@yahoo.com</p>
<p>Check out the National AOMCI “Ships’ Store” Mens and Womens apparel along with other popular items. Log into aomci.org’s “Inner Sanctum” to get your <u>15% OFF</u> code. <u>Members Only Special price!</u></p>		
	<p>ELTO RUDDERTWIN Flat Rudder 1923 #A-8650 Restored Replated Flywheel</p>	<p>For Sale or Trade Contact Doug Penn douglas.penn@gmail.com</p>
	<p>Mercury KG-4 Pulls Over Strong All Complete. \$150.00</p>	<p>For Information and Pictures Contact Darryl Webber ridgemtn@gmail.com</p>
	<p>1952 Mercury Cruiser Stamping for water pump upgrade from factory visible on block Runs like a champ!</p>	<p>Call for Information and Pictures Anthony Crusco 805-220-0252</p>
	<p>Flying Scott 60 HP. Circa 1961; three-cylinder with three carbs. In restorable condition with controls. \$75.00 for Club Members</p>	<p>Call for Information and More Pictures Louis 1-310-993-2777</p>



Answer to the Mystery Motor Quiz

The neatest, smartest, surest dinghy, tender and auxiliary power



ECLIPSE

Air-Cooled

INBOARDS!

5 H.P. Twin (illustrated), complete with Reverse Gear, Wt. 56 lbs., price **\$159⁵⁰** f.o.b. Brooklyn

2 1/2 H.P. Single, complete with Reverse Gear, Wt. 44 lbs., price f. o. b. **\$119⁵⁰** Brooklyn

Surest starting, sweetest running inboards built. Self-contained—tank and all—streamlined—no hot surfaces—low overall height—quickly demountable power head for easy servicing and theft protection. Write for full information.



BENDIX AVIATION CORPORATION MARINE DIVISION

754 Lexington Avenue, Brooklyn, N. Y.

JANUARY, 1940

Inboard or Outboard.....Bendix offered both versions.

Available as either a single cylinder or twin....the Outboard versions are fairly common but the Inboard version is seldom seen.

The following is either factual or fictional outboard-lore. You be the judge. Back in 1973 AOMCI Member Ray Rydell wrote an article in "*The Antique Outboarder*" about the Bendix Eclipse Twin Inboard. He stated that back in 1938 when "Mutiny on the Bounty" was being filmed....the director at MGM approached Bendix and asked for help. They asked Bendix to produce (just for them!) a small inboard engine for their Tahitian outrigger canoes used in the movie. MGM was fearing that with only "paddle power".....the canoes would not move fast enough to appear "natural" and the scene would take too long to film.

What resulted was the inboard version of the Bendix Eclipse Twin. (Made in a Single Cylinder version as well....). The inboard had the same integral fuel tank as the outboard....and was fitted with a gearbox providing forward and reverse gears.

After the success with filming...Bendix felt that there might be some commercial interest in the inboards...and marketed them to the public in 1940- 41. Maybe someone knows the production numbers? Most likely small.

Joining the National AOMCI

Please see Tom Lockwood or Paul Brinkman.
The Application for submittal can be found at:
[/ https://aomci.org/wp-content/uploads/2019/09/
New-Membership-Application-AOMCI-19.pdf](https://aomci.org/wp-content/uploads/2019/09/New-Membership-Application-AOMCI-19.pdf)

Next Meet Information:

Chapter President Paul Brinkman has tentatively scheduled our next meet in August 2023 at a location to be determined. Feel free to make suggestions!
Watch your e-mail for more information.